




Liberty Furniture
INDUSTRIES, INC

ASSEMBLY INSTRUCTION


Item#: 498-OT1011

DESCRIPTION: ROUND COCKTAIL TABLE

Thank you for purchasing this quality product. Be sure to check all packing material carefully for small parts which may have come loose inside the carton during shipment. Identify and count all parts and compare with the parts List Below:



PART LIST:



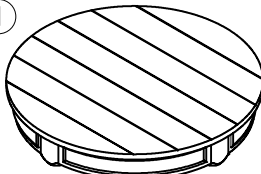
1

TABLE TOP :1PC

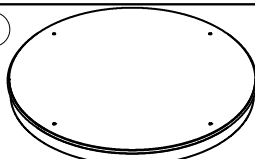





2

TABLE BOTTOM :1PC

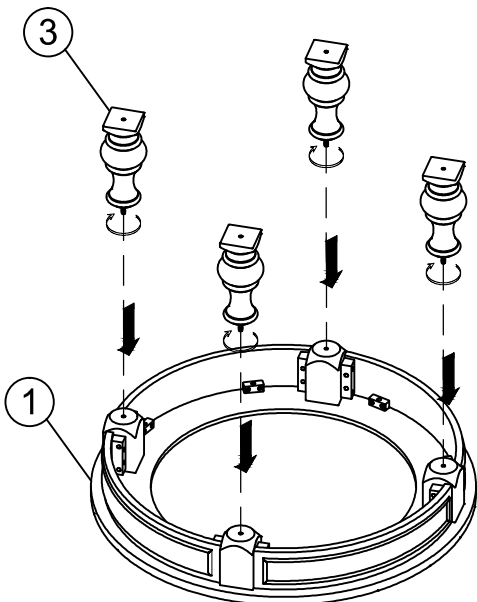
3

LEG: 4PC

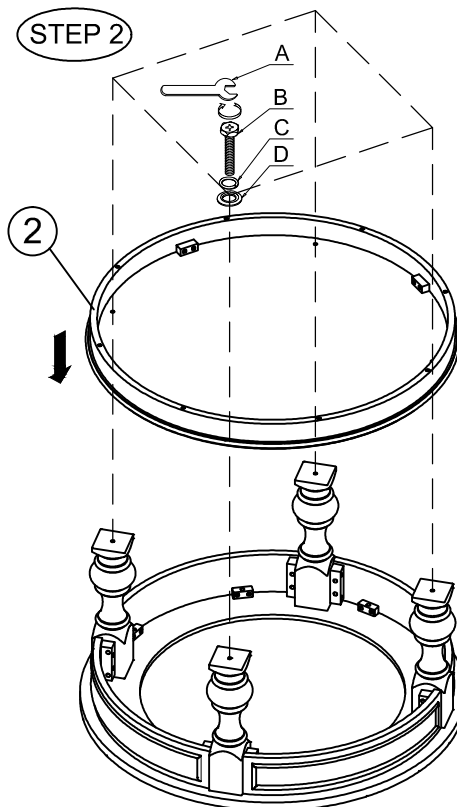
4

HARDWARE LIST			
NO.	Drawing	Description	Q'ty
A		Ø5/16" Wrench(12mm)	1pc
B		Bolt Ø5/16"x2"	4pcs
C		Spring washer (Ø5/16")	4pcs
D		Flat washer (Ø5/16"x16mm)	4pcs

STEP 1



STEP 2



CLEANING INSTRUCTION

Clean the Round Cocktail Table surface with a furniture polish and a soft cloth.

Made in VietNam