



**Liberty Furniture**  
INDUSTRIES, INC


## ASSEMBLY INSTRUCTION

ITEM#: **244 - B650124**

DESCRIPTION: **COUNTER HEIGHT CHAIR**

Thank you for purchasing this quality product. Be sure to check all packing material carefully for small parts which may have come loose inside the carton during shipment. Identify and count all parts and compare with the parts List Below:

### PART LIST:



①	②	③	④	⑤	⑥	⑦
BACK FRAME: 1PC	SEAT CUSHION -FRAME: 1PC	FRONT LEFT LEG: 1PC	FRONT RIGHT LEG: 1PC	FRONT RAIL : 1PC	SIDE LEFT RAIL:1PC	SIDE RIGHT RAIL:1PC

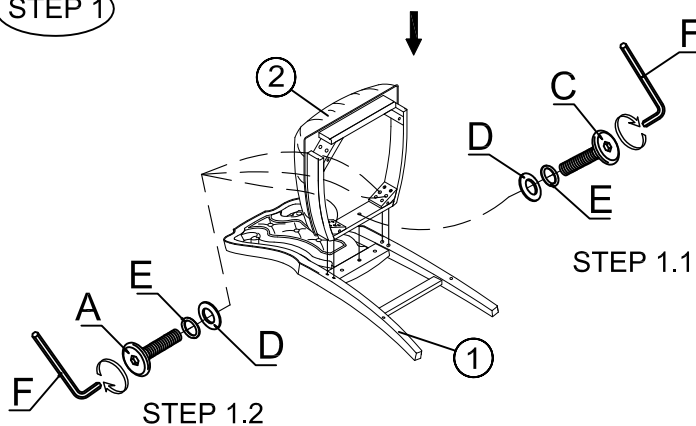
### NOTE:

1. REMOVE LEGS FROM INNER BOX
2. DO NOT FULLY TIGHTEN SCREW, BOLTS UNTIL ALL PARTS COMPLETE ASSEMBLY.

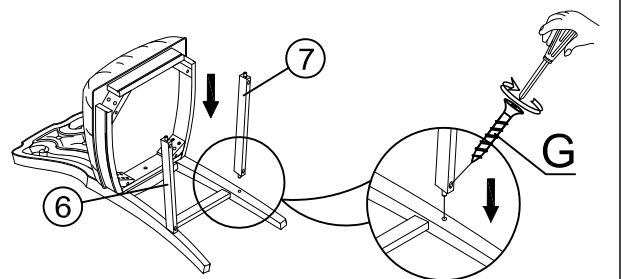
### HARDWARE LIST

NO.	Drawing	Description	Q'ty
A		Bolt (Φ5/16"×3-1/4")	4pcs
B		Bolt (Φ5/16"×2-1/2")	4pcs
C		Bolt (Φ5/16"×1-3/4")	1pc
D		Flat washer (Ø5/16"×19mm)	9pcs
E		Spring washer (Ø5/16")	9pcs
F		Allen wrench (5mm)	1pc
G		Wood screw (Φ8x1-1/2")	6pcs

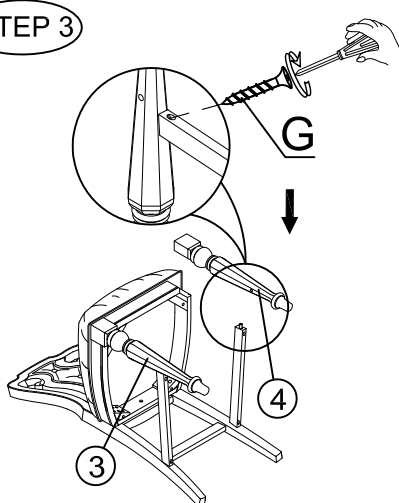
### STEP 1



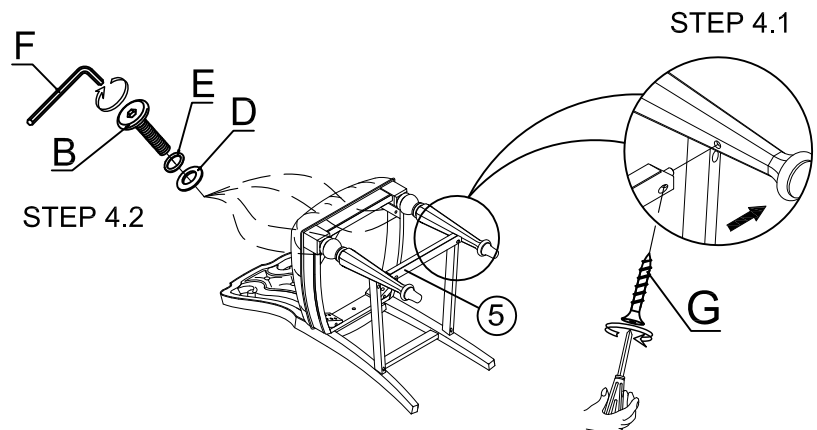
### STEP 2



### STEP 3



### STEP 4



## CLEANING INSTRUCTION

Clean the Counter Height Chair surface with a furniture polish and a soft cloth.

Made in VietNam



**Liberty Furniture**  
INDUSTRIES, INC

## ASSEMBLY INSTRUCTION

ITEM#: **244 - GT3660**

DESCRIPTION: **GATHERING TABLE**

Thank you for purchasing this quality product. Be sure to check all packing material carefully for small parts which may have come loose inside the carton during shipment. Identify and count all parts and compare with the parts List Below:

### PART LIST:

①	②	③
TABLE TOP: 1PC	SIDE FRAME: 2PCS	STORAGE: 1PC

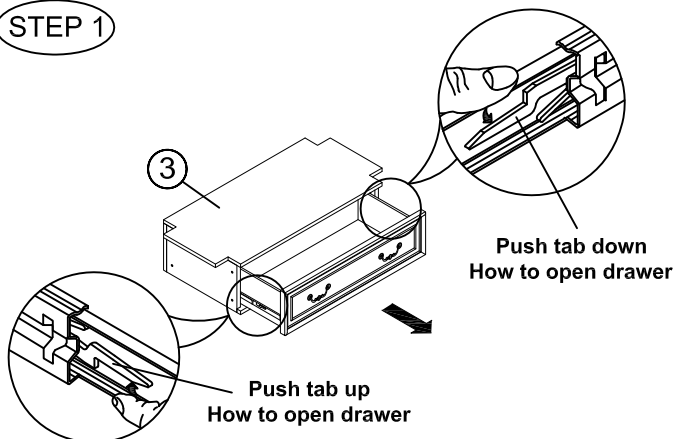
### NOTE:

1. REMOVE SIDE FRAME FROM INNER BOX
2. DO NOT FULLY TIGHTEN SCREW, BOLTS UNTIL ALL PARTS COMPLETE ASSEMBLY.

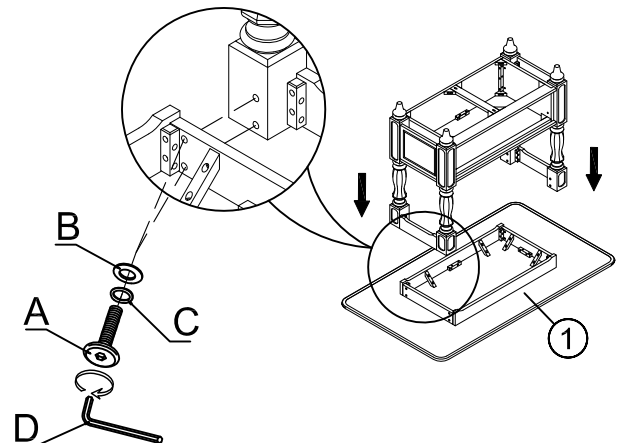
### HARDWARE LIST

NO.	Drawing	Description	Q'ty
A		Bolt (Φ5/16"×1-3/4")	16pcs
B		Flat washer (Ø5/16"×23mm)	16pcs
C		Spring washer (Ø5/16")	16pcs
D		Allen wrench (5mm)	1pc

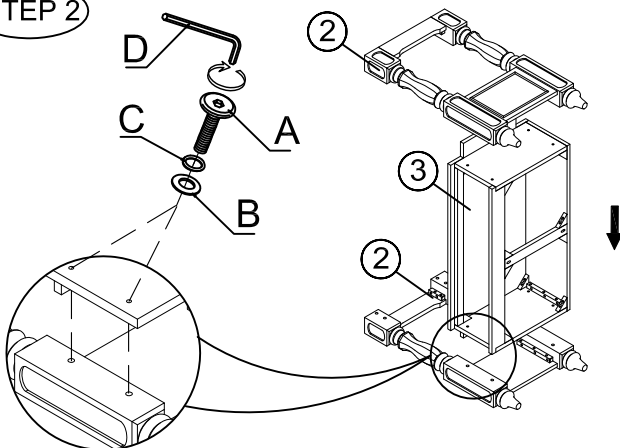
### STEP 1



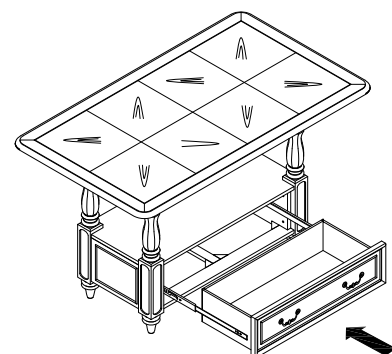
### STEP 3



### STEP 2



### STEP 4



## CLEANING INSTRUCTION

Clean the Gathering Table surface with a furniture polish and a soft cloth.

Made in VietNam