

Assembly Instructions

Return Policy

VECELO believes you will absolutely love your table. But if for some reason you want to return, please contact us directly before you decide to return your product. Our customer service organization can answer most concerns and assist you with any questions you may have about your new item, please email us first at: support@vecelo.com.
The item must be return within 30 days of delivery for a full refund. The item must be returned in good condition, in original box, with all original proof of purchase, parts and accessories.

Trouble shooting

Missing parts	Other issues
Send email with your question to support@vecelo.com	Send email with your question to support@vecelo.com
Resend within 24 hours	Resend within 24 hours
Issue resolved	Issue resolved

We control manufacturing and distribution ourselves, ensure the quality.

Tips!

Check all the components & screws before assembly. **Do not install in case part is missing,contact us to get.** Send email with your question to support@vecelo.com. We will resend within 24 hours.

1		1	6		320x300mm	1
2		1	7		380x300mm	1
3		1	A		M6x30mm	22
4		2	B			8
5		1	C			6
			D			1

We'd Love to Hear from You

VECELO cherishes the voice of every customer. Share your thoughts with us and get a \$20 gift card reward.

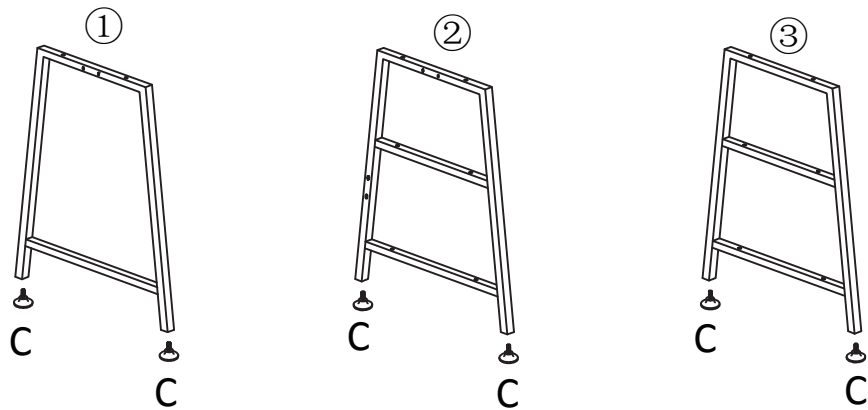
Step1: Send your thoughts with order ID to support@vecelo.com

Step2: Receive our \$20 gift card rewards right now

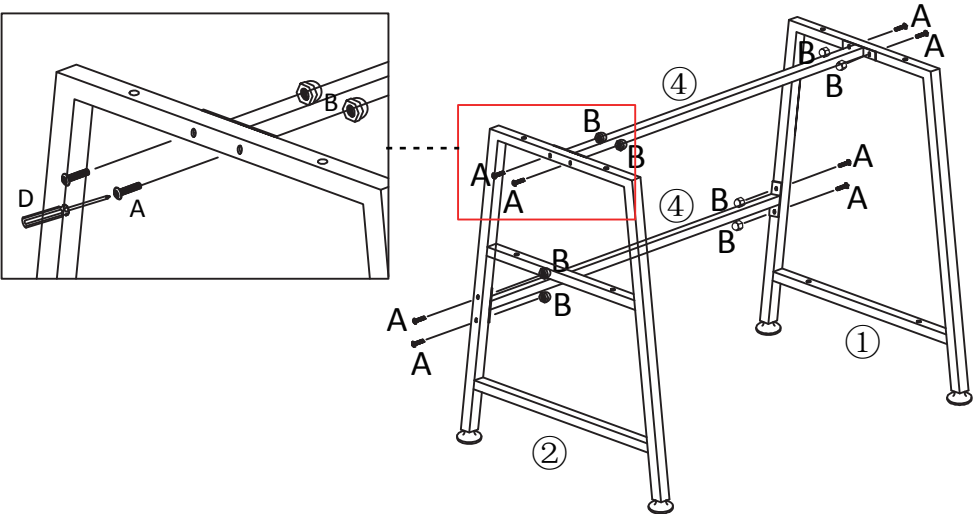
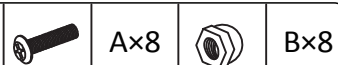
Customer Service (24/7)
Email: support@vecelo.com
Website: www.vecelo.com
Facebook page: [VECELO](https://www.facebook.com/VECELO)

Assembly instructions (shelf on the left side)

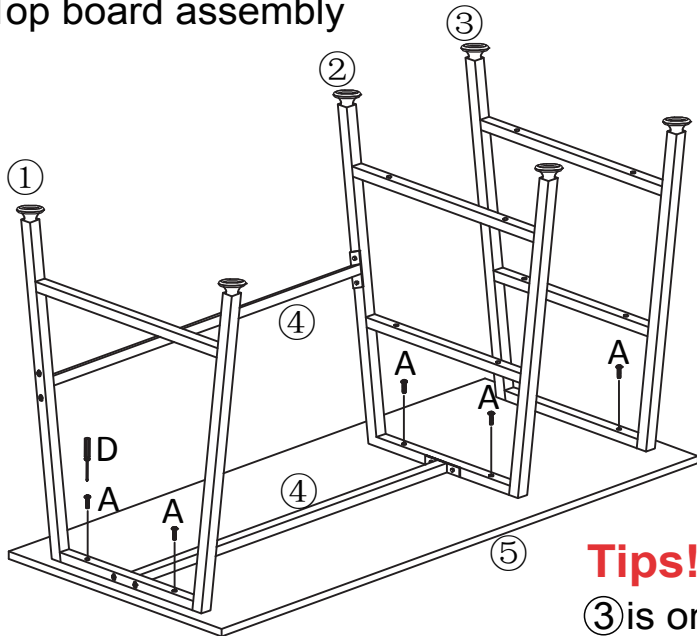
1 Adjustment feet assembly



2 Connect 1 & 2

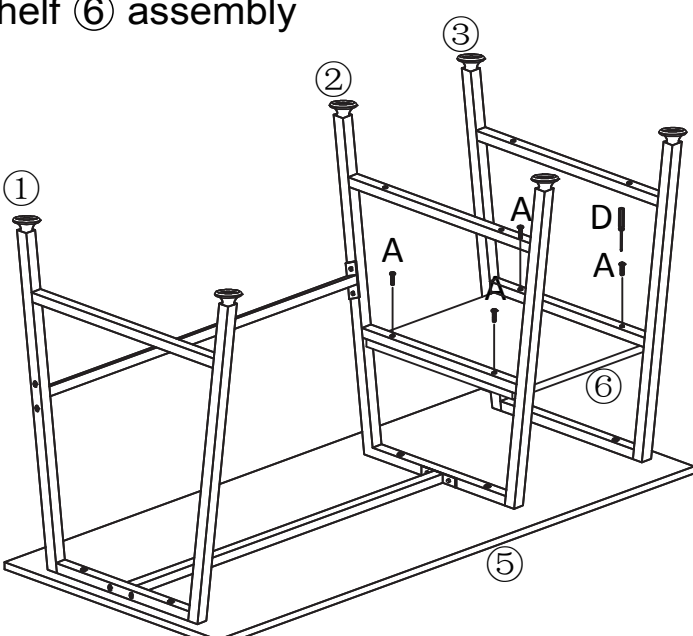



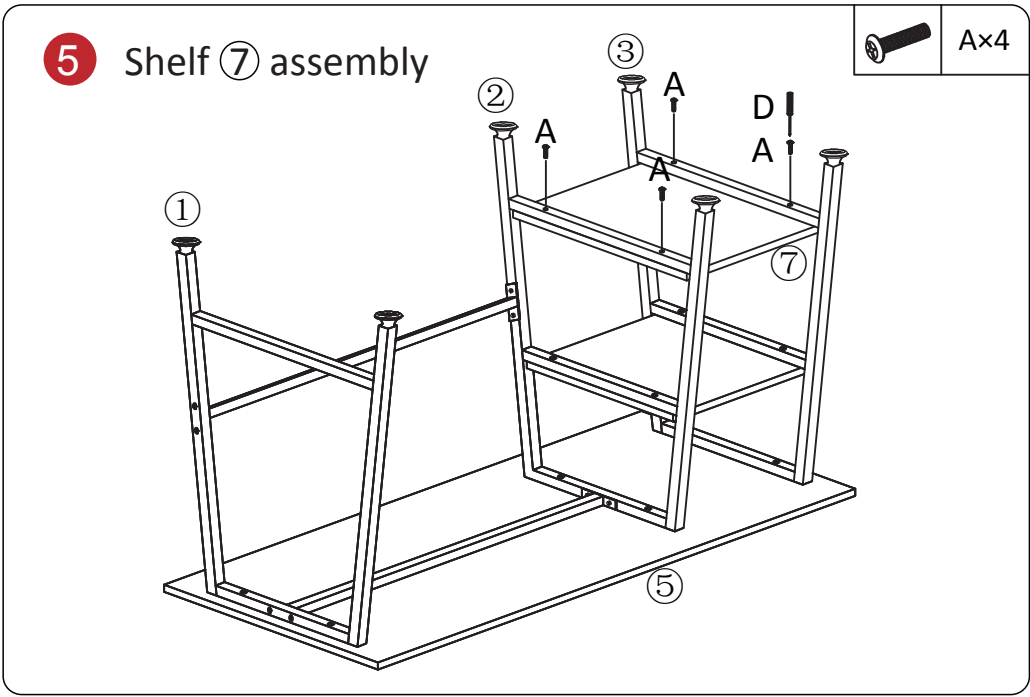
3 Top board assembly



Tips!
③ is on the right

4 Shelf 6 assembly





Assembly instructions (shelf on the right side)

