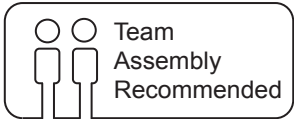
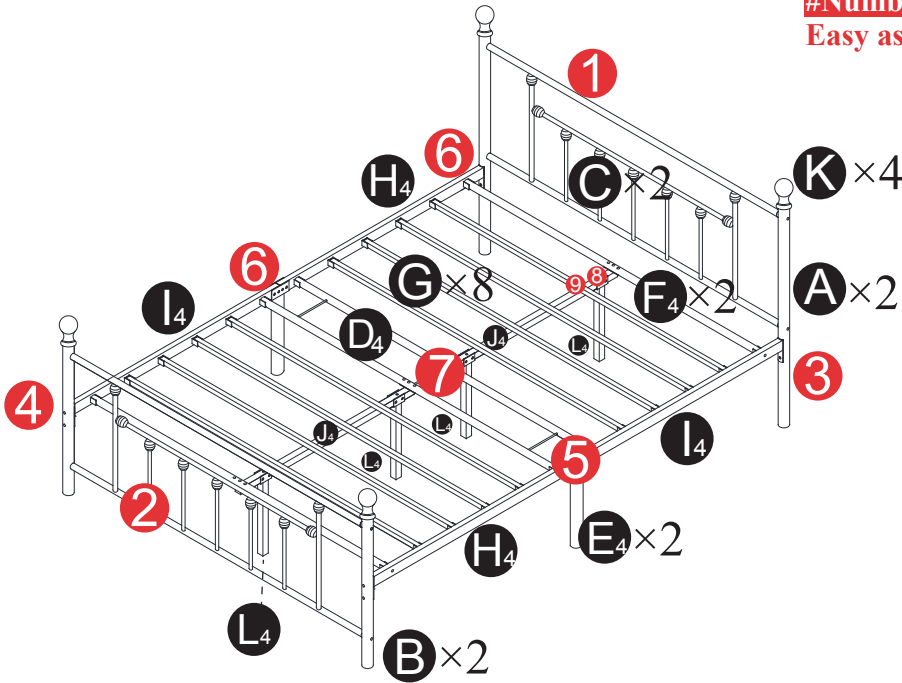


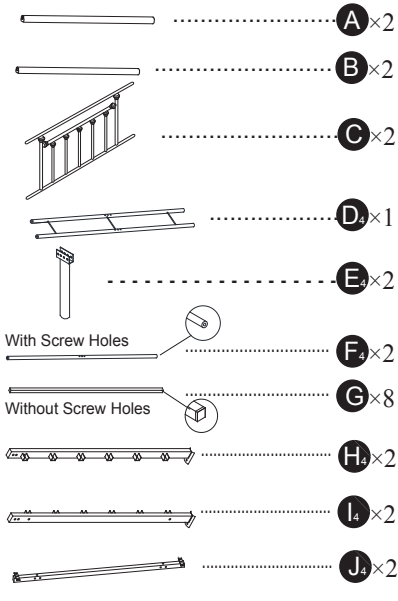
Bed Frame Installation Manual

VECELO

#Number System
Easy assembly by following 1,2,3...



Componets



Screws & Tools

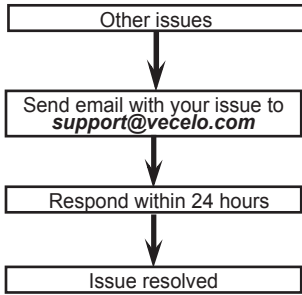
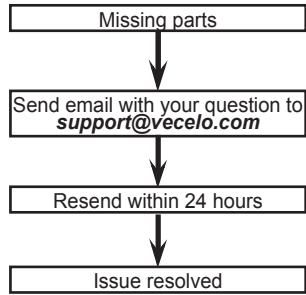
| | | | |
|---|--|---------|------|
| ① | | M8x50mm | x8 |
| ② | | M8x35mm | x8 |
| ③ | | M6x60mm | x8 |
| ④ | | M6x40mm | x20 |
| ⑤ | | M6x30mm | x12 |
| ⑥ | | M6x15mm | x4 |
| ⑦ | | | x16 |
| ⑧ | | M8 | x12 |
| ⑨ | | M6 | x16 |
| ⑩ | | M5 | x1 |
| ⑪ | | M13/M10 | x1 |
| | | | K x4 |
| | | | L x4 |

Check all the components & screws before assembly. Do not install in case part is missing, contact us to get. Send email with your question to support@vecelo.com. We will resend within 24 hours.

Return Policy

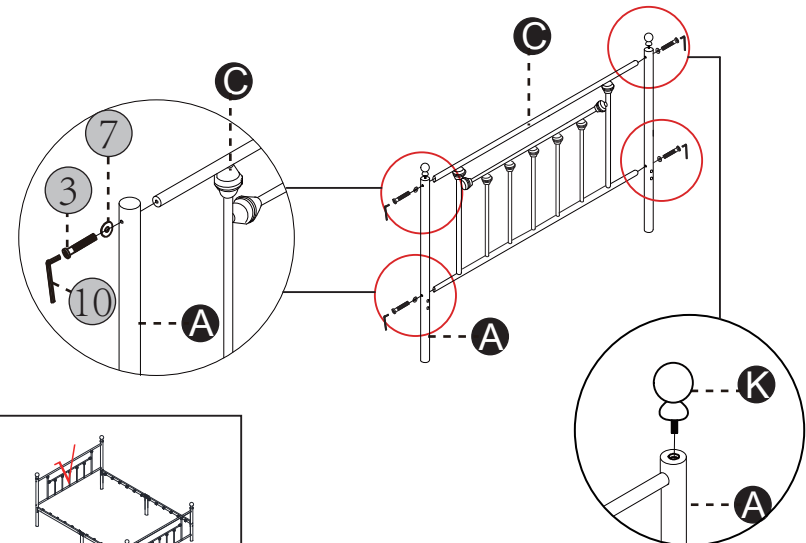
VECELO believes you will absolutely love your Metal platform bed. But if for some reason you want to return the foundation, please contact us directly before you decide to return your product. Our customer service organization can answer most concerns and assist you with any questions you may have about your new foundation, please email us first at: support@vecelo.com. The item must be return within 30 days of delivery for a full refund. The item must be returned in good condition, in original box, with all original proof of purchase, parts and accessories.

Trouble shooting:



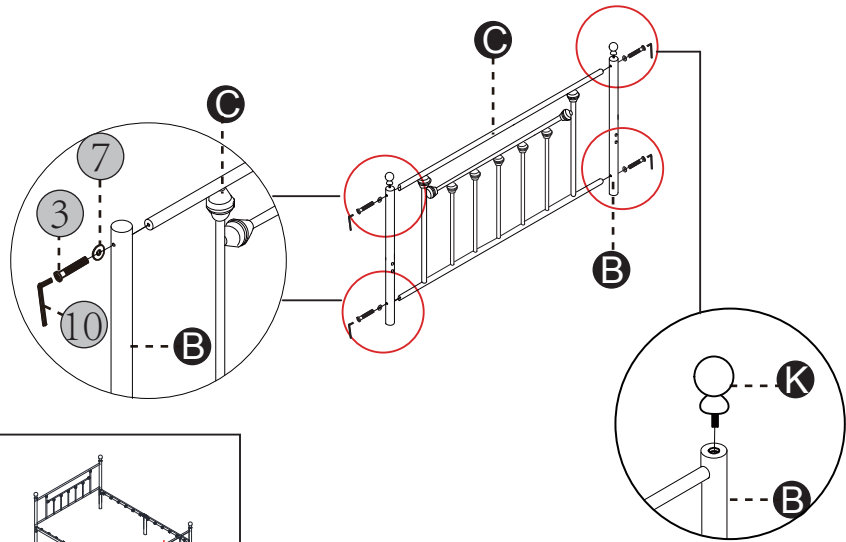
We control manufacturing and distribution ourselves, ensure the quality.

1 Headboard assembly



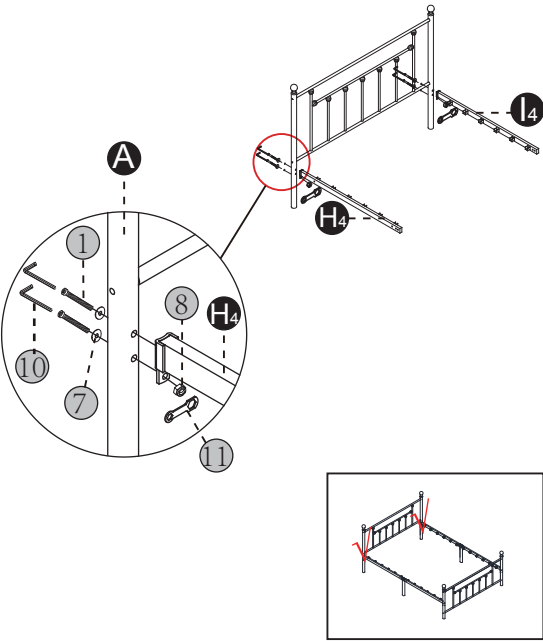
Note:
In this step, do not tighten screw ③

2 Footboard assembly

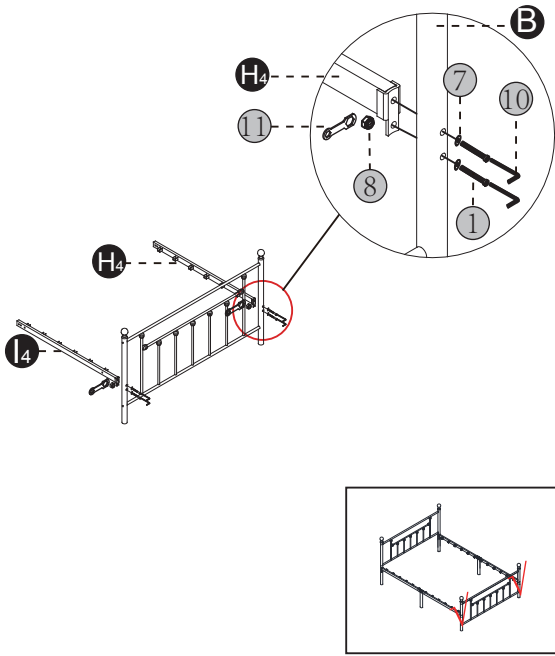


Note:
In this step, do not tighten screw ③

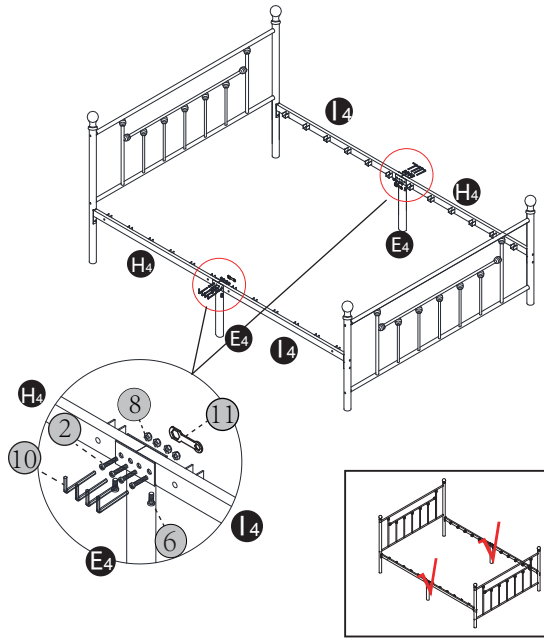
3 Connect H₄ & L₄ to headboard



4 Connect H₄ & L₄ to footboard

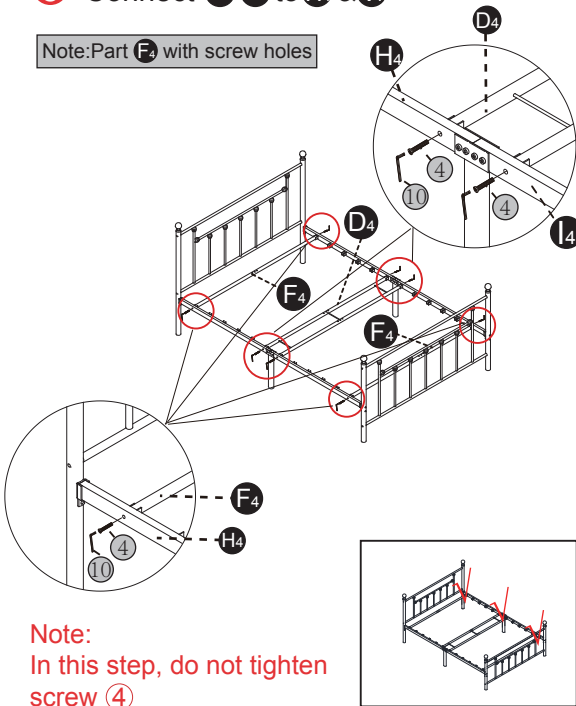


5 Connect E₄ to H₄ & L₄

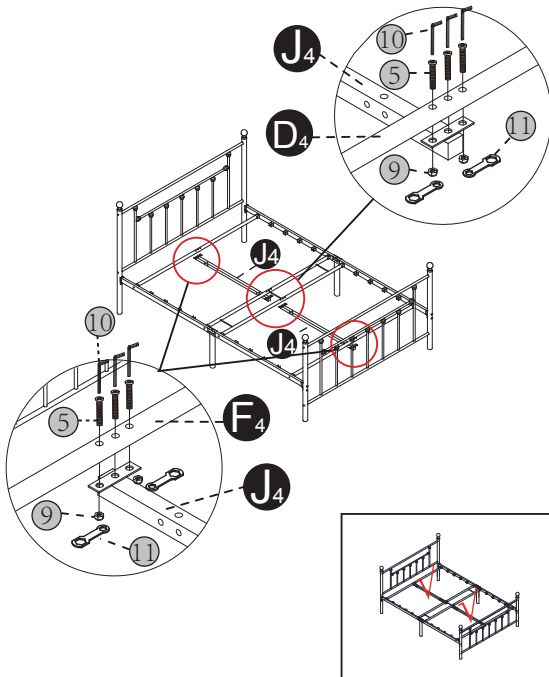


6 Connect D₄ F₄ to H₄ & L₄

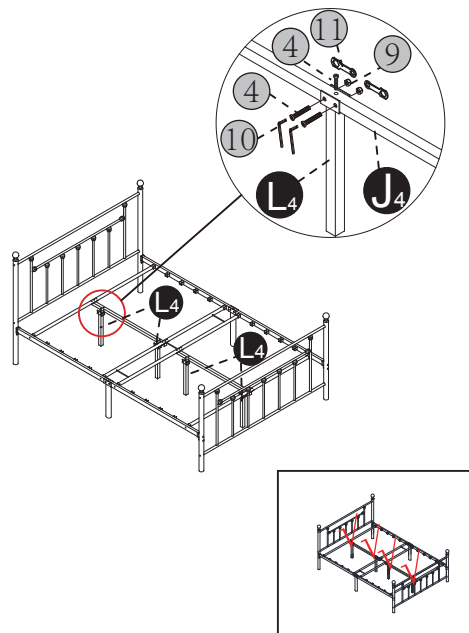
Note: Part F₄ with screw holes



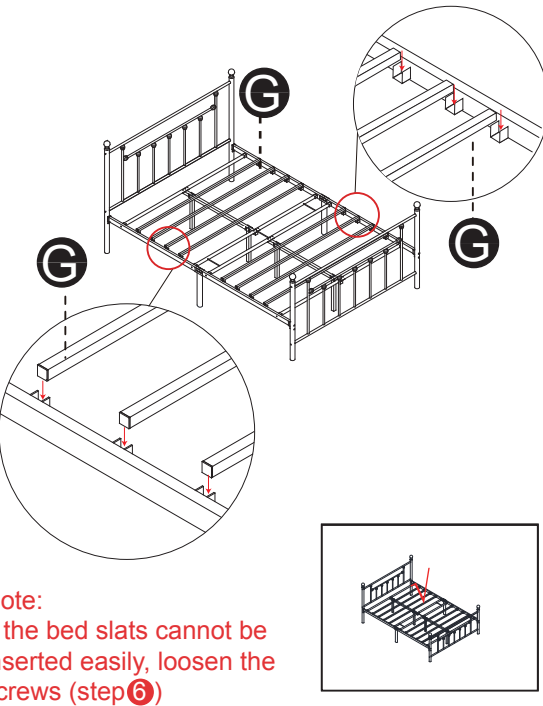
7 Connect J₄ to D₄ & F₄



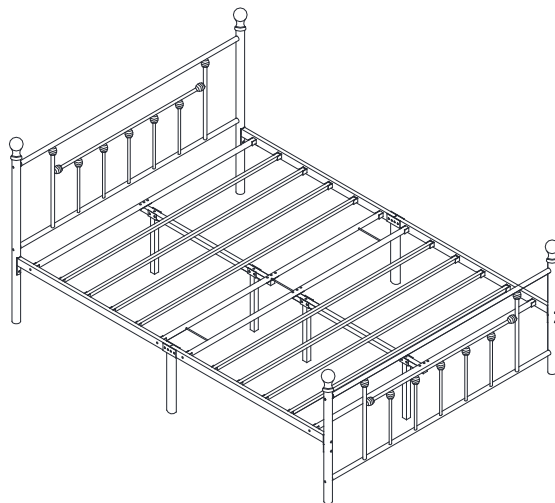
8 Connect L₄ to J₄



9 Assemble bed slats




10 Check and tighten all screws



We'd Love to Hear from You
VECELO cherishes the voice of every customer. Share your thoughts with us and get a \$20 gift card reward.
Step1: Send your thoughts with order ID to support@vecelo.com
Step2: Receive our \$20 gift card rewards

CAUTIONS!



How to find us?

Customer Service (24/7)
Email: support@vecelo.com
Website: www.vecelo.com
Facebook page: [VECELO](https://www.facebook.com/VECELO)