



Liberty Furniture
INDUSTRIES, INC

LIBERTY FURNITURE

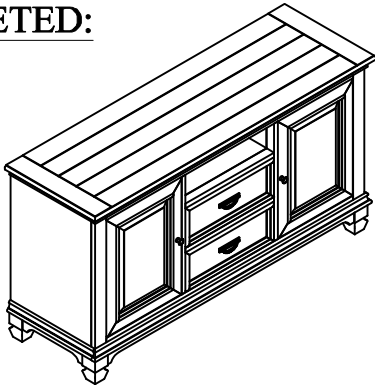
ASSEMBLY INSTRUCTION

ITEM#: 417-TV66

DESCRIPTION: 66 INCH TV CONSOLE

Thank you for purchasing this quality product. Be sure to check all packing material carefully for small parts, which may have come loose inside the carton during shipment. Identify and count all parts and compare with the parts list below.

COMPLETED:



PARTS LIST

NO	DRAWING	DESCRIPTION	Q'TY
1		TV Console	1
2		Leg	4
3		Support Leg	1

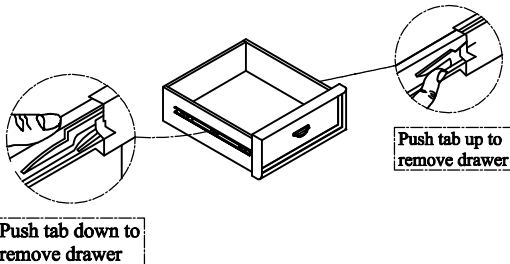
HARDWARE LIST

NO	DRAWING	DESCRIPTION	Q'TY
A		Bolt Ø5/16"-18*50mm(L)	8
B		Spring Washer Ø5/16"*Ø13mm	8
C		Flat Washer Ø5/16"*Ø19mm	8
D		Allen Key 4mm	1
E		Tipping Restraint	2

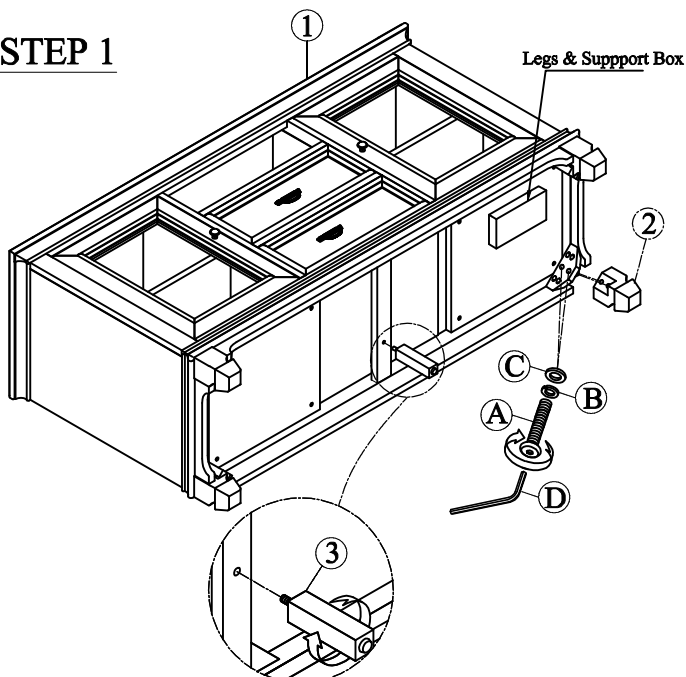
HOW TO REMOVE DRAWER

To remove drawer, simultaneously pull tab up on one side and push down on the other and remove drawer.

ASSEMBLY LEGS BEFORE
FLIPPING OVER TV CONSOLE.



STEP 1



MADE IN VIETNAM

STEP 2

