

KWU111-23

23 Inch Undermount Workstation Single Bowl Stainless Steel Kitchen Sink

Kräus[®]

SPECIFICATION SHEET

Sink Dimensions

Overall Dimensions: 23" x 19"

Bowl Dimensions: 21" x 16"

Sink Depth: 10"

Features

- 16 Gauge Stainless Steel Construction
- Undermount Single Bowl Sink
- Required Minimum Cabinet Size: 27" Left to Right, 24" Front to Back
- Rear Off-Set Drain
- 3 1/2" Drain Opening
- NoiseDefend Undercoating and Sound Dampening Pads


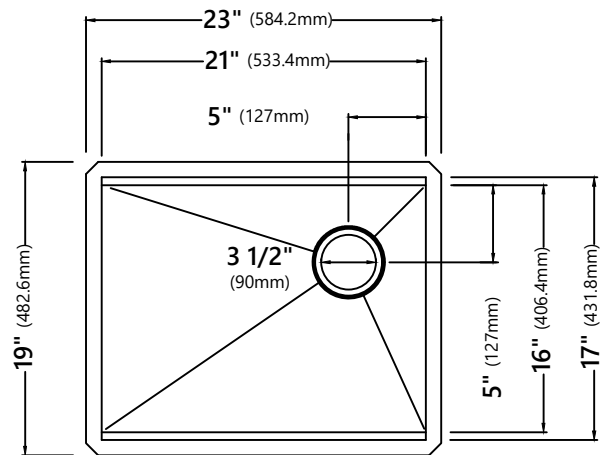

Accessories Included

- Strainer ST-1
- Cover Cap STC-2
- Bottom Grid KBG-UN1-23
- Rolling Mat KRM-11BL
- Cutting board KCB-WS101BB
- Cut-Out Template
- Mounting Hardware

CODES/STANDARDS:

Product Certification

cUPC (ASME A112.19.3/CSA B45.4)



NOTE: It is not recommended to install this sink with a negative reveal. Doing so will prohibit the use of any workstation accessories as they will not fit.

Warranty

Kraus Limited Lifetime Warranty

see website for details www.kraususa.com