

## CARE AND MAINTENANCE

Spot clean using a mild water-free solvent. Only a professional cleaner should undertake a complete overall cleaning.

The use of steam or water-based cleaners may cause excessive shrinking or staining.










## NOTICE

\* Please make sure that you have all parts indicated before you begin assembly of this item.

\* This item should be assembled on a soft surface to prevent scratching the finish during assembly.


\* This item may require periodic tightening.

## Parts List and Hardware List

PIECE	DESCRIPTION	PICTURE	QUANTITY
A	Leg		1X
B	Leg		1X
C	Leg		1X
D	Leg		1X
E	Seat		1X
F	Screw		8X
G	Flat Gasket		8X
H	Spring Washer		8X
J	Allen key		1X

Model# ACH4505

Product Dimensions:30.51" W x 32.48" D x33.07 " H



**Weight Capacity: 275 lbs**

**WARNING: DO NOT STAND ON CHAIR**

## PREPARATION

Before beginning assembly of product, make sure all parts are present. Compare parts with package contents list and hardware contents list.

If any part is missing or damaged, do not attempt to assemble the product.

Estimated Assembly Time: 25 minutes.

