

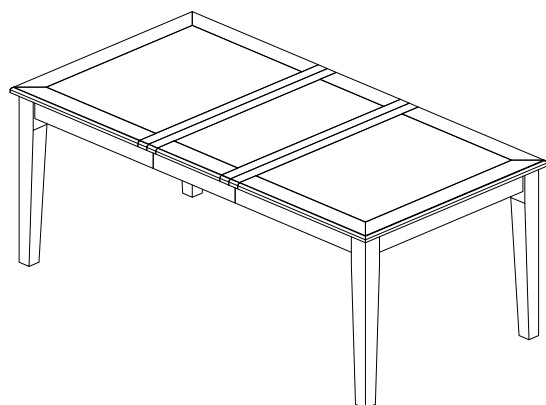
LIBERTY FURNITURE

ASSEMBLY INSTRUCTIONS


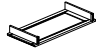

ITEM#: 171-T4078

DESCRIPTION: TABLE

Thank you for purchasing this quality product. Be sure to check all packing material carefully for small parts which may have come loose inside the carton during shipment. Identify and count all parts and compare with the parts list below:







PARTS LIST

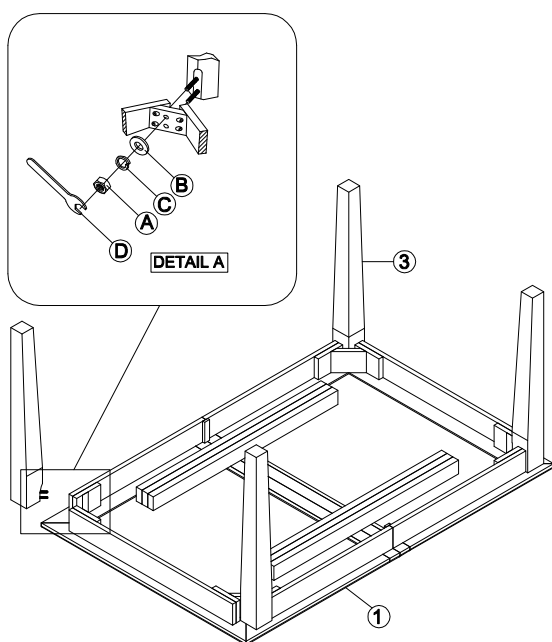
NO.	SKETCH	PARTS	Q'TY
1		TABLE TOP	1PC
2		TABLE LEAF	1PC
3		TABLE LEGS	4PCS

4

ASSEMBLY HARDWARE PACK

NO.	SKETCH	HARDWARE	Q'TY
A	 $\frac{5}{16}$ " x 6mm	NUT	8PCS
B	 $\frac{5}{16}$ " x 13mm	LOCK WASHER	8PCS
C	 $\frac{5}{16}$ " x 16mm	FLAT WASHER	8PCS
D	 $\frac{5}{16}$ " x 90mm	WRENCH	1PC

STEP 1:



STEP 2:

