



**Liberty Furniture**  
INDUSTRIES, INC

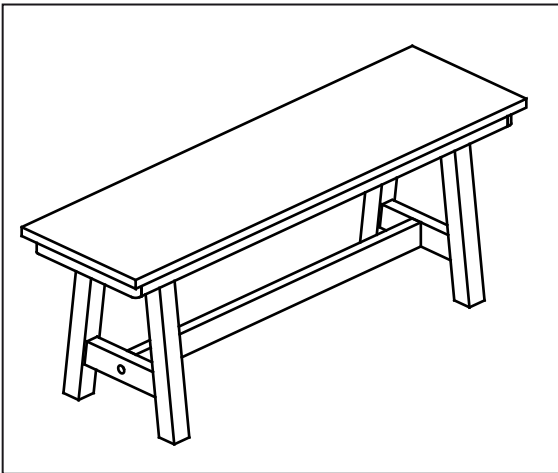
# LIBERTY FURNITURE

## ASSEMBLY INSTRUCTION

ITEM # 62-C9000B

DESCRIPTION # BACKLESS BENCH

Thank you for purchasing this quality product. Be sure to check all packing material carefully for small parts which may have come lose inside the carton during shipment. Identify and count all parts and compare with the parts list below :



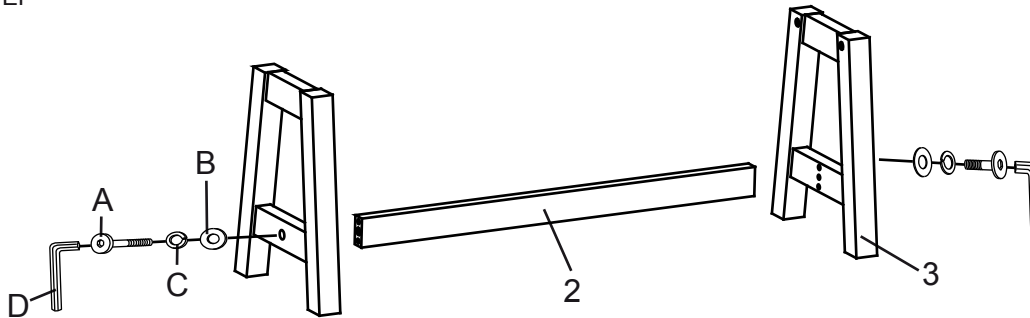
### PARTS LIST

NO	DESCRIPTION	SKETCH	Qty
1	Top Panel With Frame		1Pce
2	Center Stretcher		1Pce
3	Trestle Base		2 Pcs

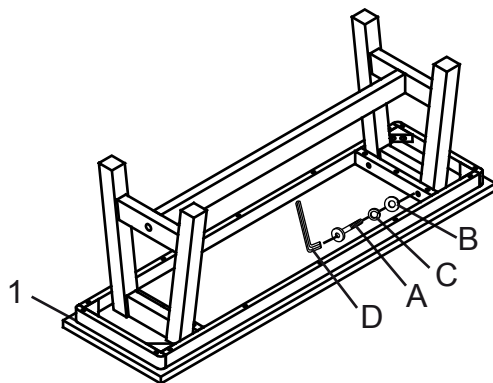
ASSEMBLY HARDWARE PACK 4			
NO.	SKETCH	HARDWARE	Q'TY
A		JCBB Bolt	6 pcs
B		Flat Washer	6 pcs
C		Lock Washer	6 pcs
D		Allen Key	1 pce
E		Wood Plug	2 pcs

### ASSEMBLY STEP

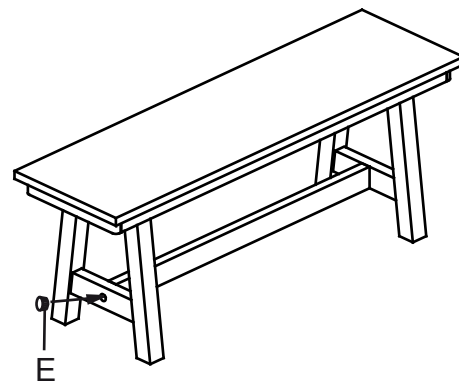
#### STEP 1



#### STEP 2



#### STEP 3



### ASSEMBLY TIPS:

1. Remove hardware from box and sort by size.
2. Please check to see that all hardware and parts are present prior start of assembly.
3. Please follow attached instructions in the same sequence as numbered to assure fast and easy assembly.

### ⚠ WARNING!

1. Don't attempt to repair or modify parts that are broken or defective. Please contact the store immediately.
2. This product is for home use only and not intended for commercial establishments.