

CARE AND MAINTENANCE

Spot clean using a mild water-free solvent. Only a professional cleaner should undertake a complete overall cleaning.

The use of steam or water-based cleaners may cause excessive shrinking or staining.


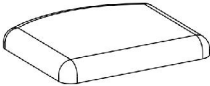



NOTICE

* Please make sure that you have all parts indicated before you begin assembly of this item

* This item should be assembled on a soft surface to prevent scratching the finish during assembly

* This item may require periodic tightening.


Part List and Hardware List

PIECE	DESCRIPTION	PICTURE	QUANTITY
A	CHAIR FRAME		2X
B	CHAIR SEAT		2X
HW1	CROSS BOLT	M8 x 55mm 	6X
HW2	SCREW	3.5 x 15mm 	8X
HW3	ALLEN KEY		1X



Model# DCH1004

Product Dimensions: 22.8"W x 23" D x 29.8" H



Weight capacity: 275 Lbs

WARNING: DO NOT STAND ON CHAIR

WARNING: DO NOT OVER TORQUE BOLTS

PREPARATION

Before beginning assembly of product, make sure all parts are present. Compare parts with package contents list and hardware contents list.

If any part is missing or damaged, do not attempt to assemble the product.

Estimated Assembly Time: 10 minutes.

Tools Required for Assembly (included): Allen Key - Screw Driver (not Included)

STEP1

