



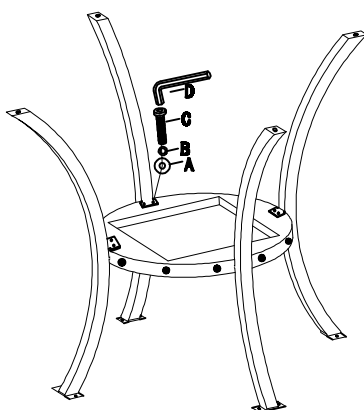


ASSEMBLY INSTRUCTIONS

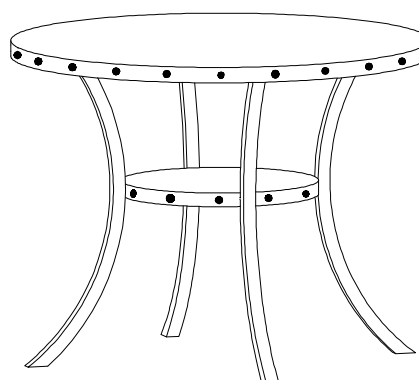
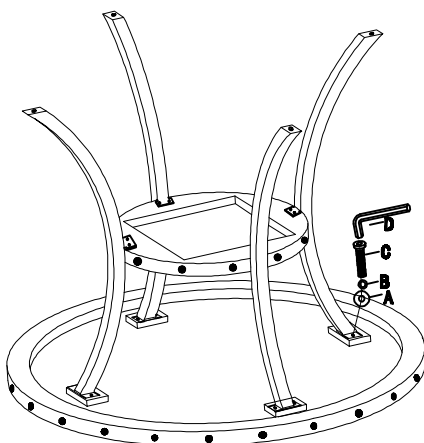
T162

HARDWARE LIST				
A		WASHER	Ø 5/16" *22	16PCS
B		LOCK WASHER	Ø 5/16"	16PCS
C		BOLT	Ø 5/16" *3/4"	16PCS
D		WRENCH	5mm	1PC

STEP 1



STEP 2



Do not tighten screws until completely assembled