

Purchased your product online?

We would really appreciate it if you can share your experience with others by reviewing our product on the website from which you purchased.

**Owner's Manual**

Item # MBB104



Wooden 2-Tier Plant Display Stand with Chalkboard and Wheels



**Have Questions or Issues? Need help with assembly?
Contact us and we will resolve them within 12 hours.**

Support Hours: M-F 7:30–5:00 (U.S. Pacific Time)



Call:

877-460-4511



Email:

info@alpine4u.com

LIMITED WARRANTY INFORMATION

Thank you for choosing an Alpine product! We aim to please with our wide range of products including Fountains, Birdbaths, Statuary, Pond Supplies & More. All of our products are constructed from the highest quality materials. In the event that we have not achieved our usual standard of excellence, we will repair or replace, at our discretion, within the warranty period. A valid proof of purchase, with the purchase date clearly indicated, must be provided. Photos of defective merchandise will also be required to help distinguish the actual cause of the defect. Please read below for a detailed description of warranty coverage.

- **Water Damage**
Alpine products are not manufactured to withstand extreme temperatures. Improper storage that allows water to freeze within a product may cause damage, is considered negligence, and will not be covered under this warranty. The use of "hard water," and/or caustic cleaners, can affect the painted or other finishes. Failure to keep the unit clean, and use of such additives/cleaners, will also void the warranty. Please note: for fountains, it is normal for some splashing to occur and protecting the immediate surfaces is not the responsibility of Alpine Corporation.
- **Paint & Color (Retention and/or Loss)**
The use of water will cause natural erosion to the color. This area can be touched up using standard paint. The paint is designed to protect the entire finish against breakdown of color. As with any product, all finishes with time will gradually fade and discolor. The warranty will only cover against severe or complete fading, within the first year from date of purchase, with the above exclusion.
- **Procedure/Service**
Should a warranty/claim be needed, you should contact the retailer from whom you purchased the product. If that is not an option, you can contact Alpine Corporation at www.alpine4u.com. When contacting Alpine Corporation, you must be prepared to show proof of purchase, provide photographs and any other information needed to validate your claim. This may be necessary to distinguish between a partial or complete replacement of a defective product. The warranty does not cover any items with multiple parts; the warranty will ONLY cover the individual component of the unit/item that may be defective. Replacement parts can be made available to a consumer through the original selling party, or an approved parts retailer. If this is not an option, contact our customer service department. **Item is covered under one year limited warranty from the date of purchase. When requesting replacement parts due to a warranty claim after 30 days of purchase, credit card information will be requested for shipping charges.**
- **Not Covered Under Warranty**
The limited warranty will NOT cover cases of damages due to:
 1. Damages caused in Transit
 2. Inadequate care and/or neglect
 3. Environmental and/or natural elements
 4. Immersion in water, unless specified
 5. Improper Installation/Storage and/or Maintenance

This warranty is void if the product has been damaged by accident, misuse, negligence, improper installation and/or modifications have occurred. This includes any and/or all defects arising out of freezing water damage, hard water damage, failure to keep the unit clean and free of harmful additives such as bleach, chlorine, etc.... which affects the paint and/or parts. This warranty also does not cover any additional charges or installation, removal, disposal and/or shipping costs or consequential damage associated with any warranty claim.

CONTENTS

Contents	1
What's Included.....	2
Features.....	3
Specifications.....	3
Assembling & Using Your Product.....	4
Warranty.....	8

WHAT'S INCLUDED



Wheels
x2



Display Tray
x2



Chalkboard
x1



Frame
X2

Screws



Handles
x2



Support
x1



Axle
x1



25mm Screws
x16

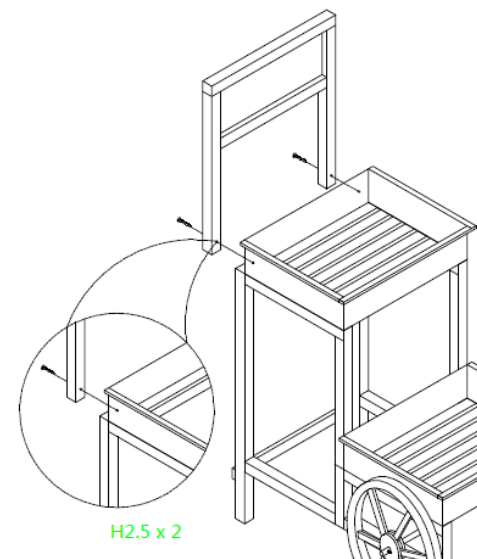


60mm Screws
x2

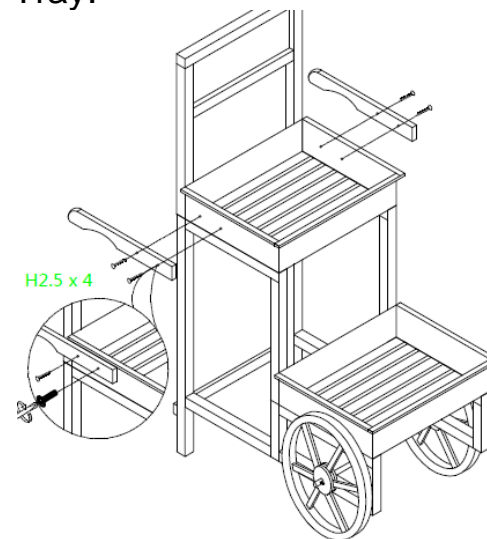


Screwdriver
x1

6. Attach the Chalkboard by inserting two 25mm Screws through the top tier of the Display.



7. Finally add the Handles by attaching four 25mm Screws through the handle into the top tier of the Display Tray.

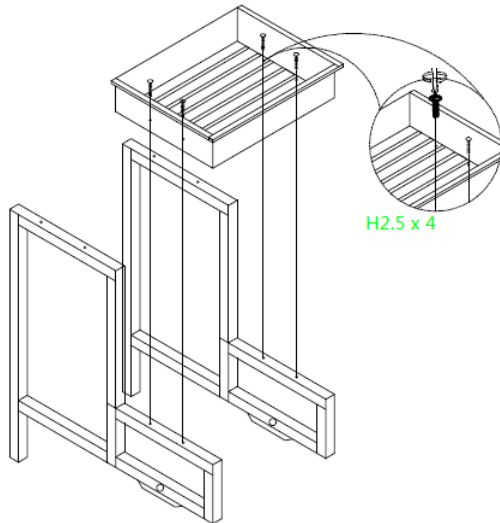


8. Congratulations, your 2-Tier Display Planter is now complete.

ASSEMBLING & USING YOUR PRODUCT

Unpack all components carefully. Please check to ensure all parts have been removed from the packaging.

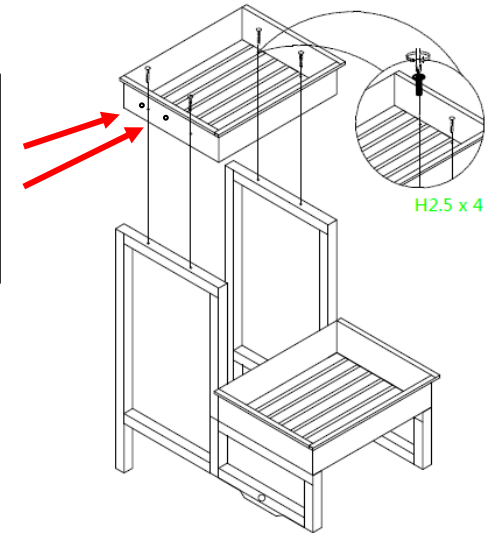
1. Place the two Frame pieces parallel to each other and place the Display Tray without side mounting holes on the lower part of the Frame. Attach with four 30mm screws.



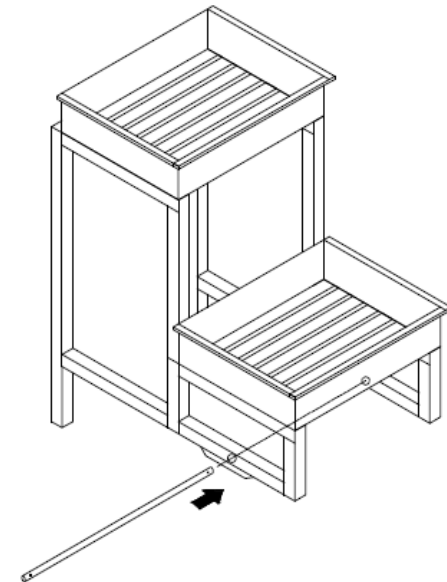
2. Now add the second Display Tray with side mounting holes to the top of the frame. Attach with four 30mm screws.

Alpine Quick Tip


Be sure the Handle mounting holes face to the rear.



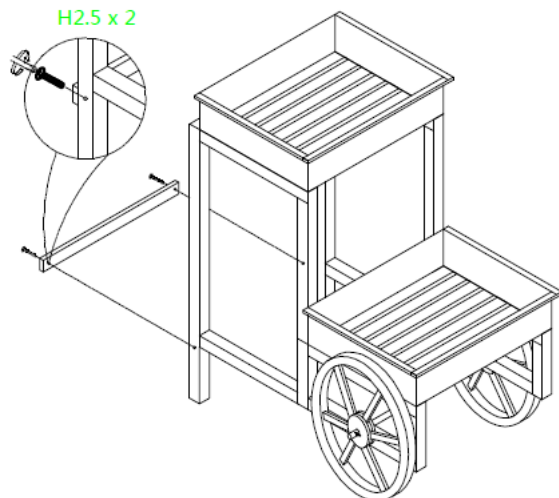
3. Insert the Axle into the bottom of the Frame. It should pass through both sides of the Frame.



4. Add the Wheels by placing one on each end of the axle and securing with a 60mm Screw on each end of the axle.

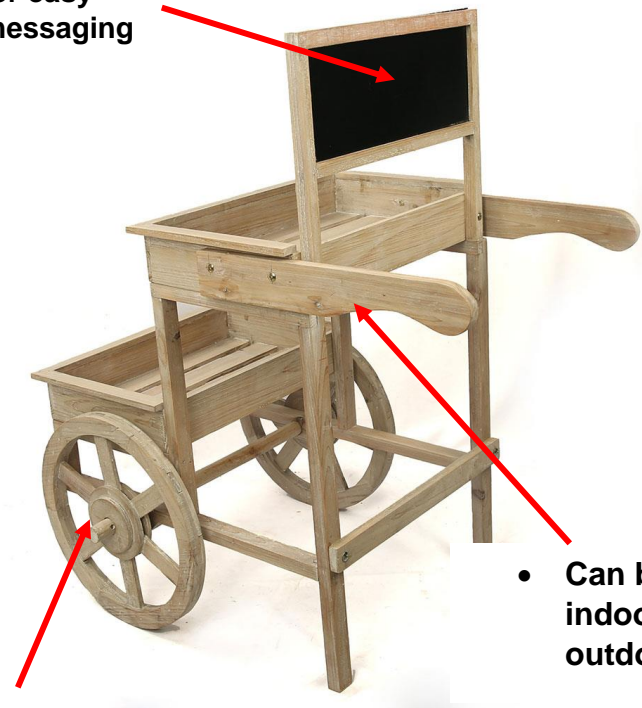


5. Add the Frame Support to the back of the Frame, to connect the two Frame sections. Secure with two 25mm Screws.



FEATURES

- Chalkboard for easy messaging



- Can be used indoors or outdoors

- Made of durable wood, for years of enjoyment.

SPECIFICATIONS

Dimensions.....31"L x 22"W x 34"H