

Your furniture purchase is an investment. Here are a few tips to maximize the lifetime of your furniture with a minimal amount of effort. Properly caring for your furniture can help ensure that it looks great year after year.

**Wood Furniture Maintenance:**

- Always dust, wipe, and clean with the grain of the wood.
- Dust with a soft cloth. Dust will scratch the furniture surface if not removed properly.
- If a polished surface becomes foggy, rub it with a cloth dipped in a solution of one tablespoon vinegar to one quart of water. Rub softly with the grain until the surface is completely dry.
- Soap and water are not advisable for wood surfaces. Water can penetrate the finish and raise the grain on wood, causing damage.
- Remember to change dusting cloths frequently as dirty cloths may scratch your furniture's surface.

**The Enemies of Wood:**

- Moisture is wood's worst enemy. Liquid spills should be gently wiped up immediately. Coasters should be used under all beverages.
- Do not allow rubber or vinyl materials to lie on the furniture. Chemicals in rubber may leave a stain. Put a strip of felt or leather under accessories that have rubber or vinyl.
- Heat creates a chemical change in the furniture's finish, which result in a white spot. Use protective pads under hot dishes, appliances, etc.
- Sunlight's ultraviolet rays can damage the finish of furniture. Do not place furniture directly against a heater or radiator and do not place in the path of hot streams of air from central heating. This will cause extreme localized drying of the wood.

**Marble Top Maintenance:**

The surface of the marble on your table has been polished and sealed to create a generally non-porous surface. The stone has many natural characteristics including veining, hairline cracks, and color variations, which make up the stone's beauty.

To maintain the beauty of your marble:

- Protect surfaces from scratching, staining and etching by:
  - Keeping them free of debris or sharp objects.
  - Wiping up spills immediately
  - Avoiding contact with chemicals (particularly acid-based materials)
- Clean with PH neutral products or those especially formulated for use on stone.
- It is not recommended to use a water-based solvent for dark marble as it will remove the polish from the surface.

**Caring for the Fabric on Upholstered Furniture:**

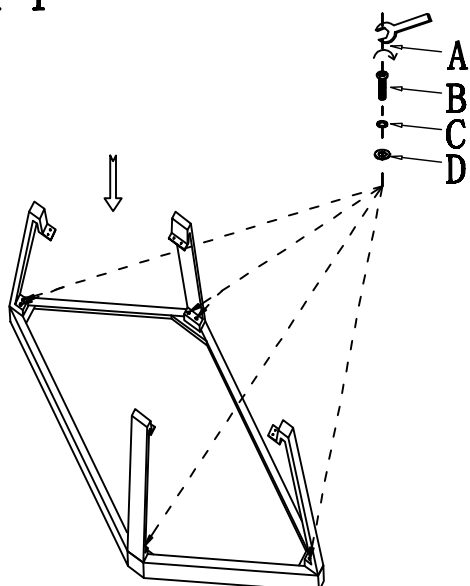
- Frequent vacuuming of the entire upholstered area will prevent dust from settling into the fibers.
- Professional cleaning is always recommended for all upholstered pieces.
- Do not use cleaning products containing brightening agents.

| VERY IMPORTANT!!   |   |   |  |
|--|---|---|--|
| <p><b>NEVER</b><br/>USE GLASS CLEANERS<br/>ON FINISHED SURFACES.<br/>AMMONIA WILL<br/>CHEMICALLY ATTACK<br/>THE FINISH.</p>                                    | <p>DO NOT<br/>WRITE<br/>DIRECTLY<br/>ON<br/>SURFACE</p>  <p><b>PREVENT<br/>MARKING</b></p>       | <p>DO NOT<br/>PLACE<br/>DIRECTLY<br/>IN<br/>SUNLIGHT</p>  <p><b>PREVENT<br/>FADING</b></p>                    | <p>DO NOT<br/>USE<br/>PLACEMATS<br/>WITH<br/>RUBBER<br/>BASES</p>  <p><b>PREVENT<br/>DISCOLORING</b></p>      |
| <p><b>NEVER</b><br/>ALLOW LIQUIDS OF ANY<br/>KIND TO LINGER ON<br/>SURFACES. ABSORPTION<br/>CAUSES THE WOOD TO<br/>WARP AND THE FINISH<br/>TO DE-LAMINATE.</p> | <p>DO NOT USE<br/>COMMERCIAL<br/>POLISHES<br/>AND WAXES</p>  <p><b>PREVENT<br/>YELLOWING</b></p> | <p>DO NOT<br/>PLACE HOT<br/>POTS, ETC<br/>ON<br/>SURFACE</p>  <p><b>PREVENT<br/>DAMAGE TO<br/>FINISH!</b></p> | <p>REGULATE<br/>THE<br/>HUMIDITY<br/>CONDITIONS<br/>AT YOUR<br/>HOME</p>  <p><b>PREVENT<br/>SPLITTING</b></p> |

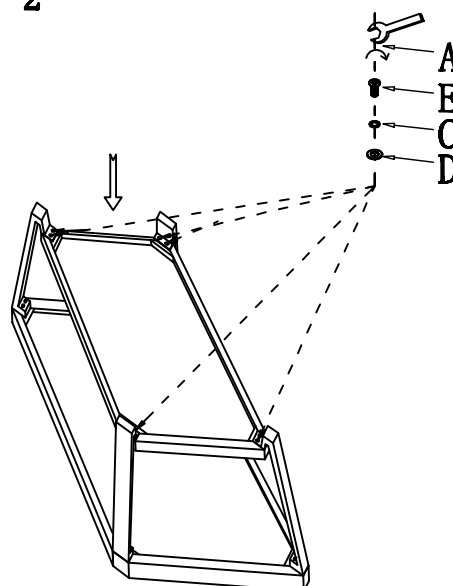
## Assembly Instruction

**Do not fully tighten screws & bolts until the entire item is completely assembled**

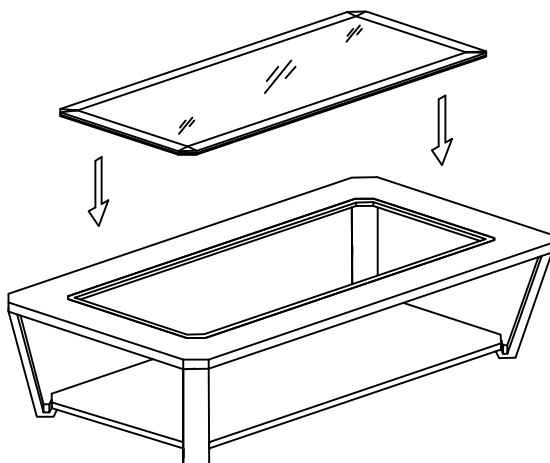
### STEP 1








### STEP 2

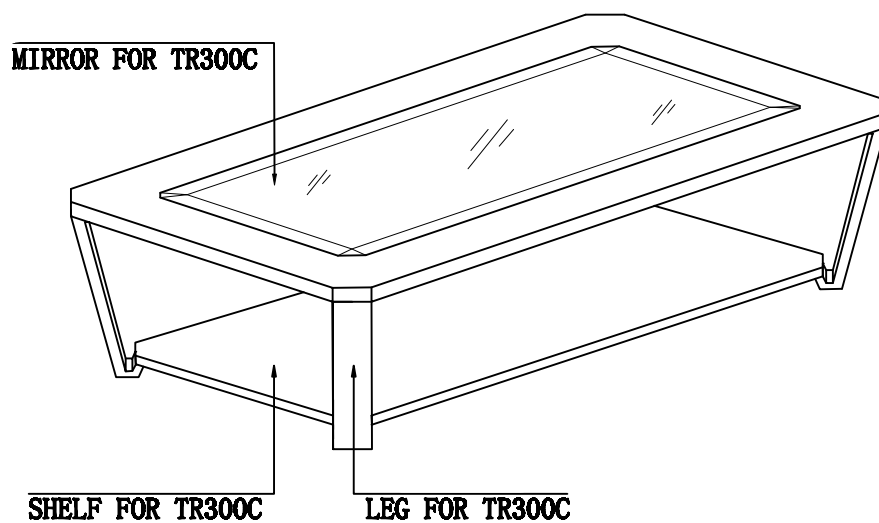


### STEP 3



# Hardware Pack

|   |   |        |                                     |
|---|---|--------|-------------------------------------|
| A |    | 1 Pc   | ø10mm                               |
| B |  | 8 Pcs  | ø $\frac{1}{4}$ "X1 $\frac{1}{4}$ " |
| C |  | 16 Pcs | ø $\frac{1}{4}$ "                   |
| D |  | 16 Pcs | ø $\frac{1}{4}$ "X16mm              |
| E |  | 8 Pcs  | ø $\frac{1}{4}$ "X $\frac{1}{2}$ "  |
|   |   |        |                                     |



| PRODUCT DETAILS |                     |
|-----------------|---------------------|
| TOP, SHELF      | BIRCH VENEER ON MDF |
| LEG             | STAINLESS STEEL     |
| MIRROR SIZE     | 1083x522x5 (MM)     |
| PRODUCT SIZE    | 48"x26"x18"         |
| CARTON SIZE     | 57.5"x27.5"x4.5"    |
| NET WEIGHT      | 47.0 LBS            |
| GROSS WEIGHT    | 54.0 LBS            |
| CU, FT          | 4.12'               |

MADE IN CHINA