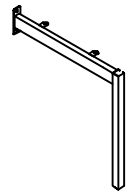


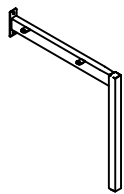
ASSEMBLY INSTRUCTION

METAL FRAME+P/U

PART LIST:



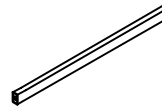
Left Side Frame
1PC



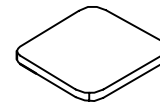
Right Side Frame
1PC



Chair Back
1PC



Front Rail
1PC

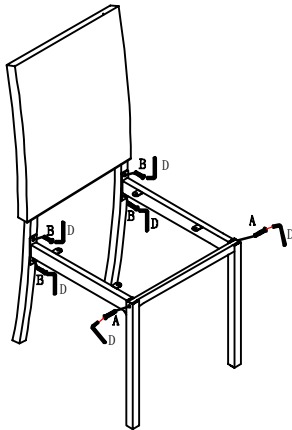


Seat Cushion
1PC

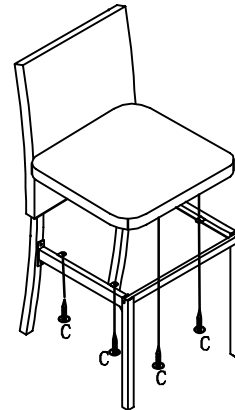
HARDWARE LIST

A		Long Bolt	1/4"*19mm	2pcs
B		Short Bolt	1/4"*16mm	4pcs
C		Screw	4mm*20mm	4pcs
D		L-Allen Key	4mm	1pc

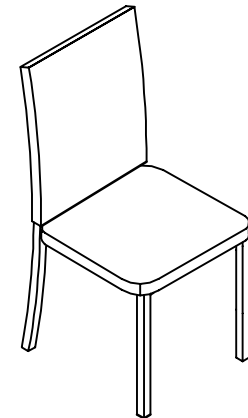
STEP 1



STEP 2



COMPLETED



(1) Align the left side frame/right side frame to the chair back and front rail, insert the bolt to the holes and tighten it.

(2) Attach the seat cushion to the seat, insert the screw then tighten it.