

Your furniture purchase is an investment. Here are a few tips to maximize the lifetime of your furniture with a minimal amount of effort. Properly caring for your furniture can help ensure that it looks great year after year.

Wood Furniture Maintenance:

- Always dust, wipe, and clean with the grain of the wood.
- Dust with a soft cloth. Dust will scratch the furniture surface if not removed properly.
- If a polished surface becomes cloudy, rub it with a cloth dipped in a solution of one tablespoon vinegar to one quart of water. Rub softly with the grain until the surface is completely dry.
- Soap and water are not advisable for wood surfaces. Water can penetrate the finish and raise the grain on wood, causing damage.
- Remember to change dusting cloths frequently as dirty cloths may scratch your furniture's surface.

The Enemies of Wood:

- Moisture is wood's worst enemy. Liquid spills should be gently wiped up immediately. Coasters should be used under all beverages.
- Do not allow rubber or vinyl materials to lie on the furniture. Chemicals in rubber may leave a stain. Put a strip of felt or leather under accessories that have rubber or vinyl.
- Heat creates a chemical change in the furniture's finish, which may result in a white spot. Use protective pads under hot dishes, appliances, etc.
- Sunlight's ultraviolet rays can damage the finish of furniture. Do not place furniture directly against a heater or radiator and do not place in the path of hot streams of air from central heating. This will cause extreme localized drying of the

Marble Top Maintenance:

The surface of the marble on your table has been polished and sealed to create a generally non-porous surface. The stone has many natural characteristics including veining, hairline cracks, and color variations, which make up the stone's beauty.

To maintain the beauty of your marble:

- Protect surfaces from scratching, staining and etching by:
 - Keeping them free of debris or sharp objects.
 - Wiping up spills immediately
 - Avoiding contact with chemicals (particularly acid-based materials)
- Clean with PH neutral products or those especially formulated for use on stone.
- It is not recommended to use a water-based solvent for dark marble as it will remove the polish from the surface.

Caring for the Fabric on Upholstered Furniture:

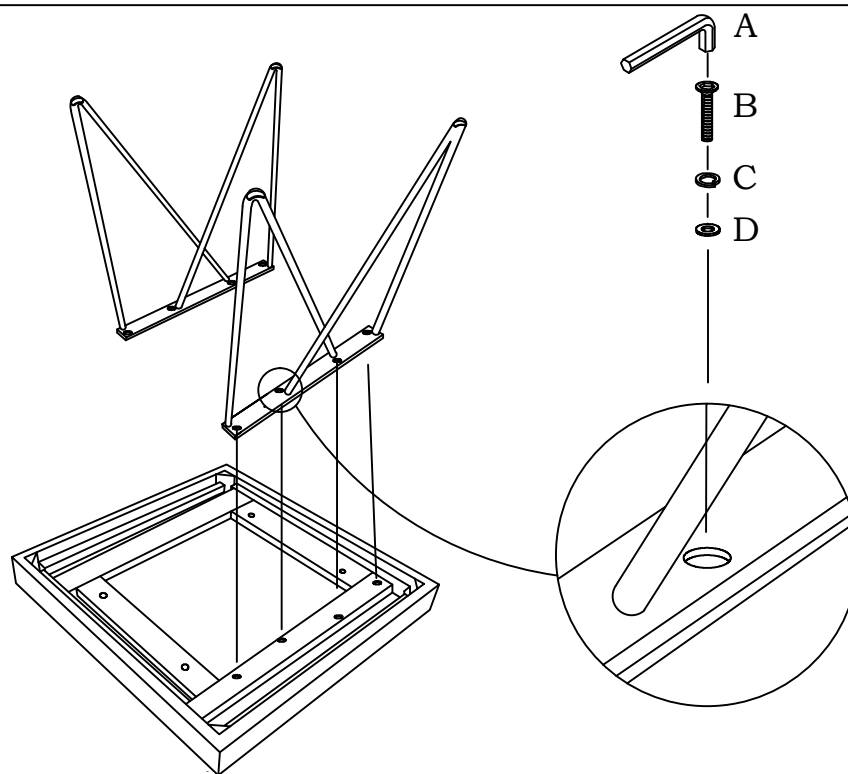
- Frequent vacuuming of the entire upholstered area will prevent dust from settling into the fibers.
- Professional cleaning is always recommended for all upholstered pieces.
- Do not use cleaning products containing brightening agents.

| VERY IMPORTANT!! | | | |
|---|--|---|---|
| NEVER USE GLASS CLEANERS ON FINISHED SURFACES. AMMONIA WILL CHEMICALLY ATTACK THE FINISH. | DO NOT WRITE DIRECTLY ON SURFACE  PREVENT MARKING | DO NOT PLACE DIRECTLY IN SUNLIGHT  PREVENT FADING | DO NOT USE PLACEMATS WITH RUBBER BASES  PREVENT DISCOLORING |
| NEVER ALLOW LIQUIDS OF ANY KIND TO LINGER ON SURFACES. ABSORPTION CAUSES THE WOOD TO WARP AND THE FINISH TO DE-LAMINATE. | DO NOT USE COMMERCIAL POLISHES AND WAXES  PREVENT YELLOWING | DO NOT PLACE HOT POTS, ETC ON SURFACE  PREVENT DAMAGE TO FINISH! | REGULATE THE HUMIDITY CONDITIONS AT YOUR HOME  PREVENT SPLITTING |


Assembly Instruction

Do not fully tighten bolts & screws until the entire item is completely assembled.

STEP : 01



STEP : 02



Hardware Pack

A



7 MM

1 PC

B



25 X 8 MM

8 PCS.

C



10 MM

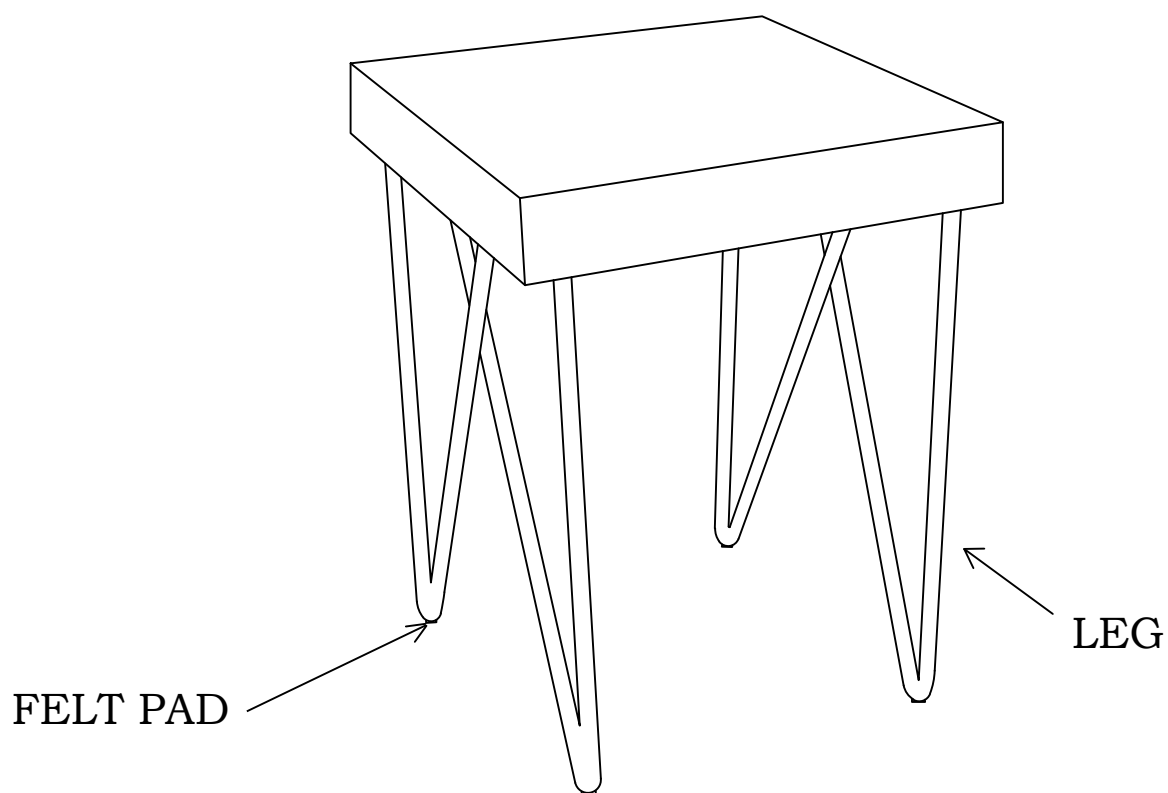
8 PCS.

D



8 MM

8 PCS.



| PRODUCT DETAILS | |
|-----------------|--------------------|
| TABLE TOP | MANGO WOOD |
| LEG | IRON BRASS PLATING |
| PRODUCT SIZE | 22"X22"X22" |
| CARTON SIZE | 27"X26.5X8" |
| NET WEIGHT | 21.291 LBS |
| GROSS WEIGHT | 30.107 LBS |
| CU. FT. | 3.31 CU.FT. |

MADE IN INDIA