

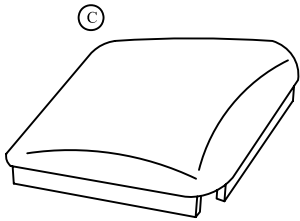
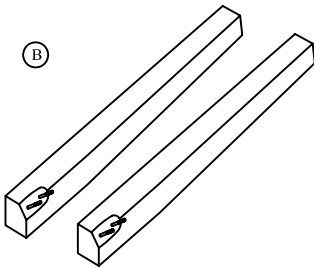
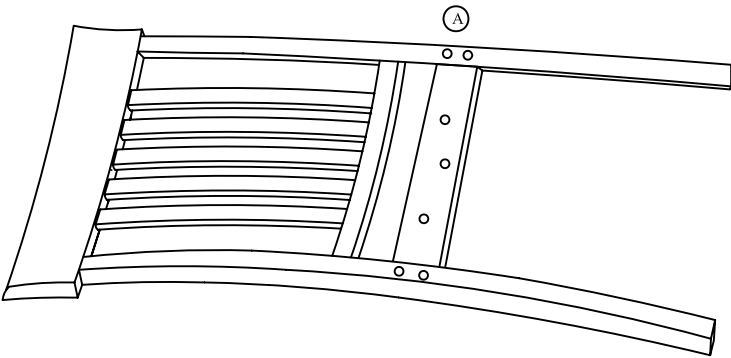
ASSEMBLY INSTRUCTION

DESCRIPTION: DINING CHAIR

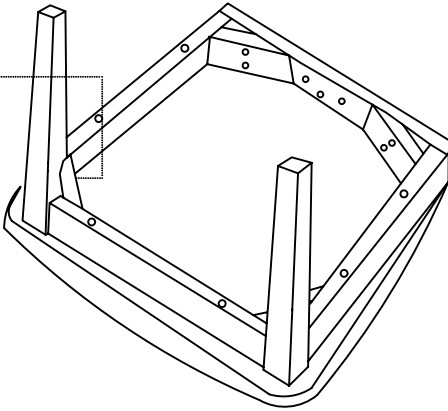
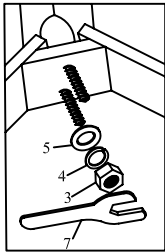
Read this instruction carefully. Refer hardware and furniture parts list for guidance. Be sure all parts are complete before assembling. Place all wooden furniture part on a clean and flat soft surface to prevent scratcheds. Refer steps provided as assembling guide.

PART LIST		
ITEM	DESCRIPTION	QTY
A	CHAIR BACK	1 pc
B	CHAIR LEG	2 pcs
C	WOODEN SEAT	1pc


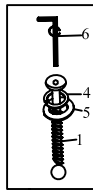
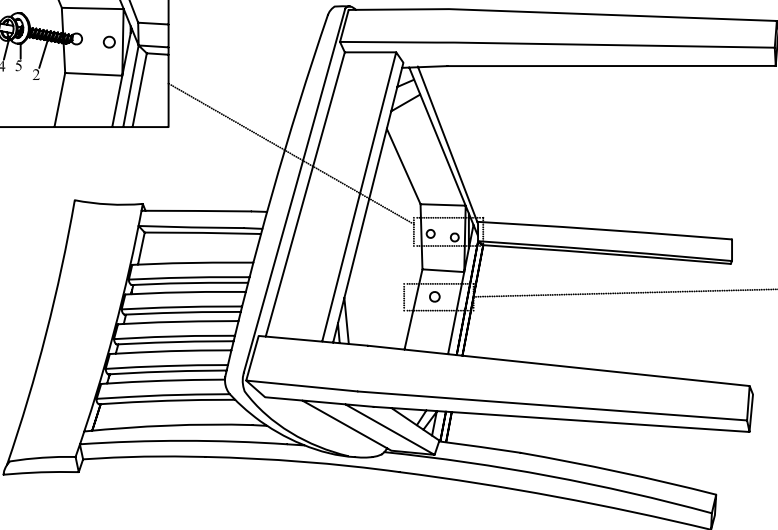
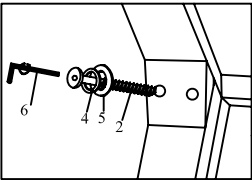
HARDWARE LIST		
ITEM	DESCRIPTION	QTY
1	SHORT BOLT ϕ 1/4" X 40mm	3 pcs
2	LONG BOLT ϕ 1/4" X 75mm	4 pcs
3	HEX NUT ϕ 5/16" X 1/2"	4 pcs
4	LOCK WASHER ϕ 5/16" X 1/2"	11 pcs
5	FLAT WASHER ϕ 5/16" X 1/2"	11 pcs
6	ALEN KEY	1 pc
7	WRENCH	1 pc



STEP 1



STEP 2



COMPLETELY ASSEMBLE.