

LIBERTY FURNITURE





ASSEMBLY INSTRUCTIONS

ITEM# : 334-T4078




DESCRIPTION : RECTANGULAR LEG TABLE

Thanks you for purchasing this quality product . Be sure to check all packing material carefully for small parts which may have Some loose inside the carton during shipment . Identify and count all parts and compare with the parts List Below :

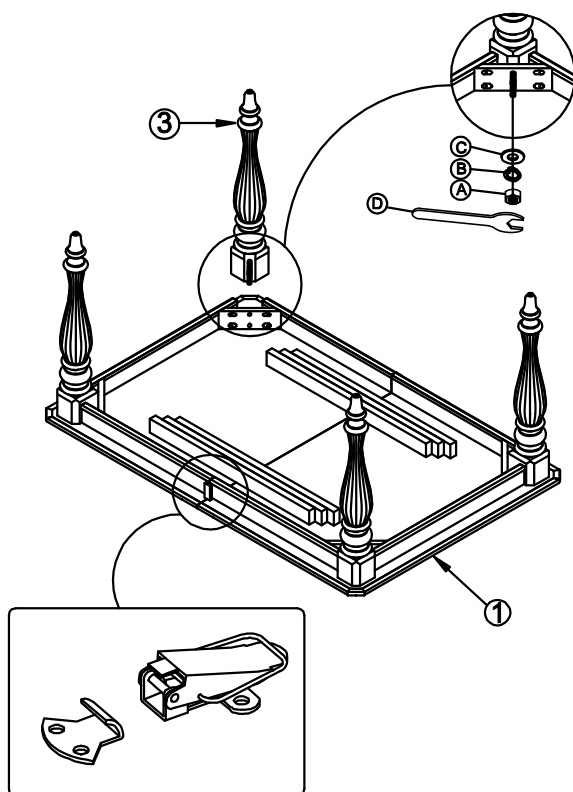
HARDWARE LIST

NO.	SKETCH	HARDWARE	Q'TY
A	 $\frac{5}{16}$ " x 6mm	NUT	8 PCS
B	 $\frac{5}{16}$ " x 13 mm	LOCK WASHER	8 PCS
C	 $\frac{5}{16}$ " x 19 mm	FLAT WASHER	8 PCS
D	 $\frac{5}{16}$ " x 90 mm	WRENCH	1 PC

PARTS LIST

NO.	SKETCH	PARTS	Q'TY
1		TABLE TOP	1 PC
2		TABLE LEAF	1 PC
3		TABLE LEG	4 PCS

STEP1



STEP2

