



Liberty Furniture
INDUSTRIES, INC

LIBERTY FURNITURE





ASSEMBLY INSTRUCTION

DESCRIPTION: QUEEN PANEL HEADBOARD





Item#: **520 - BR13**

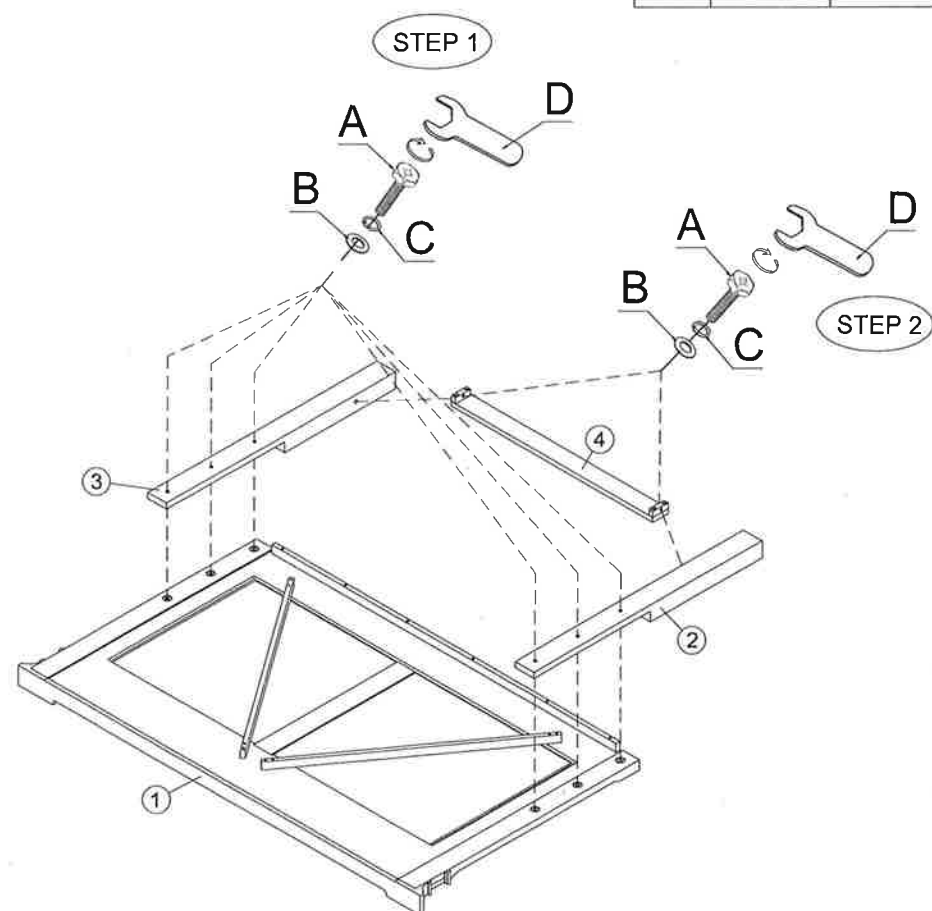
Thank you for purchasing this quality product. Be sure to check all packing material carefully for small parts which may have come loose inside the carton during shipment. Identify and count all parts and compare with the parts List Below:

PART LIST:

①	②	③	④
			
HEAD BOARD: 1PC	RIGHT LEG : 1PC	LEFT LEG : 1PC	HEADBOARD LEG STRETCHER: 1PC

HARDWARE LIST

NO.	Drawing	Description	Q'ty
A		Bolt $\Phi 5/16"$ x 1-3/4"	8pcs
B		Flat washer ($\Phi 5/16"$ x 19mm)	8pcs
C		Spring washer ($\Phi 5/16"$)	8pcs
D		$\Phi 5/16"$ Wrench(12mm)	1pc



CLEANING INSTRUCTION

Clean the Queen Panel Headboard surface with a furniture polish and a soft cloth.



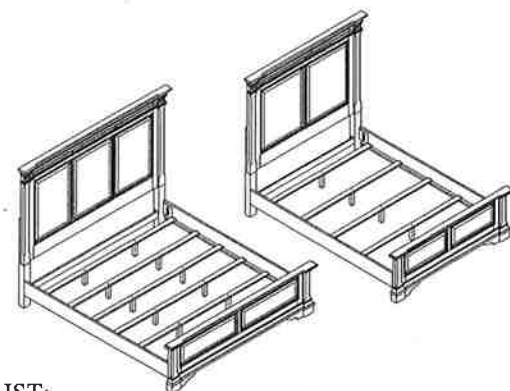
LIBERTY FURNITURE

ASSEMBLY INSTRUCTION

DESCRIPTION: KING PANEL BED
QUEEN PANEL BED
PANEL BED RAILS

Item#: **520 - BR13 - BR14 - BR15 - BR16 - BR90**

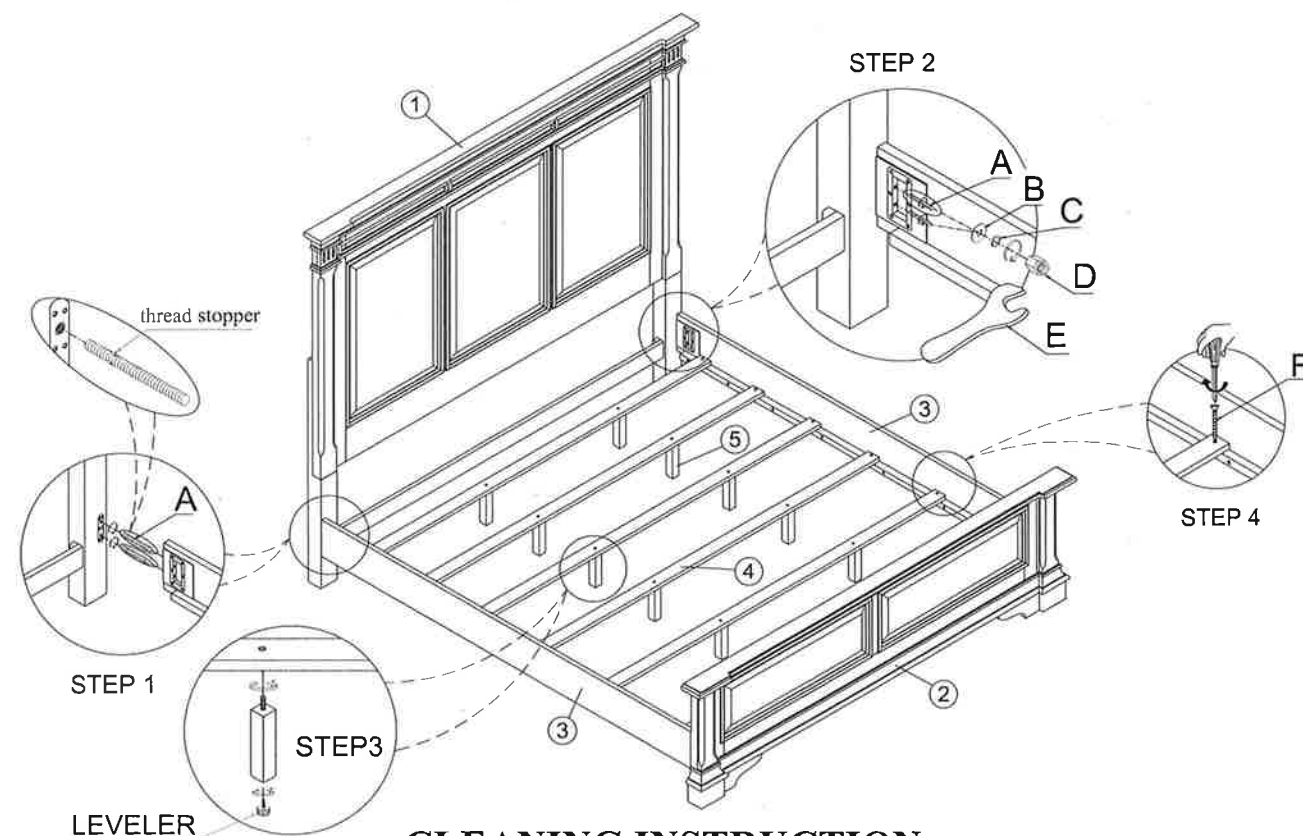
Thank you for purchasing this quality product. Be sure to check all packing material carefully for small parts which may have come loose inside the carton during shipment. Identify and count all parts and compare with the parts List Below:



HARDWARE LIST			
NO.	Drawing	Description	Q'ty
A		Threaded Bolt Ø5/16" X3-1/2"	8pcs
B		Flat washer (Ø5/16"x19mm)	8pcs
C		Spring washer (Ø5/16")	8pcs
D		Hex Nut (Ø5/16")	8pcs
E		Ø5/16" Wrench(12mm)	1pc
F		Wood screw Ø8 x 1"	10pcs

PART LIST:

 HEAD BOARD: 1PC	 FOOT BOARD: 1PC	 SIDE RAIL : 2PCS	 King Bed Slats: 5pcs	 King Bed Support legs: 10pcs
			 Queen Bed Slats: 4pcs	 Queen Bed Support legs: 4pcs



CLEANING INSTRUCTION

Clean the Bed surface with a furniture polish and a soft cloth.