

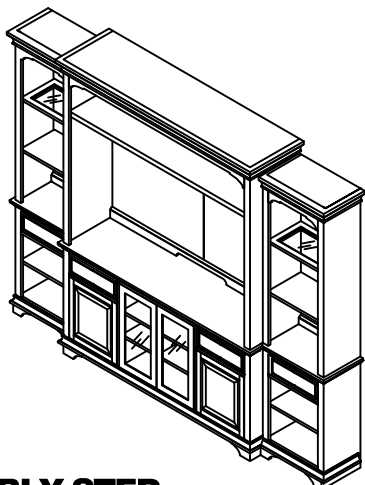
ITEM

498-EC69
498-EL00
498-ER00
498-TV68

DESCRIPTION





Entertainment Hutch
Left Pier Unit
Right Pier Unit
Entertainment TV Stand

Thank you for purchasing this quality product. Be sure to check all packing material carefully for small parts which may have come loose inside the carton during shipment. Identify and count all parts and compare with the parts list below:









ASSEMBLY STEP

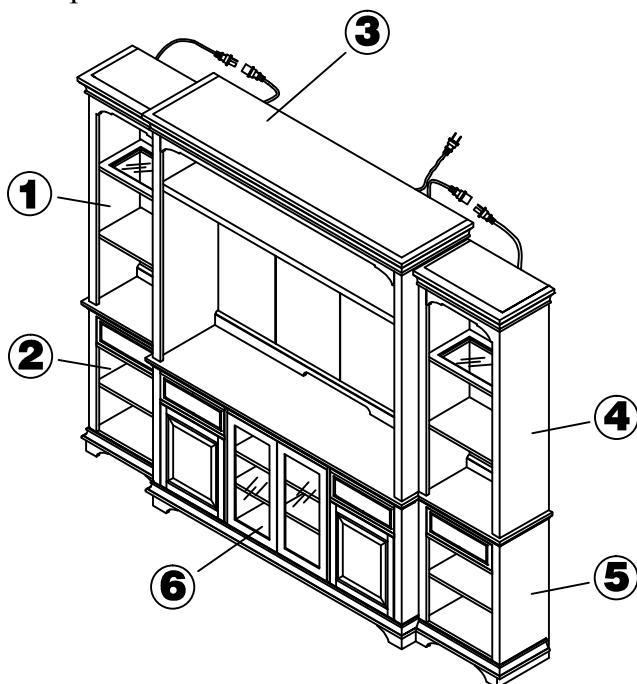
HARDWARE LIST

NO.	SKETCH	HARDWARE	QTY
A		Mending Plate	8 pcs
B		Bolt 1/4" x 3/4"	16 pcs
C		Spring Washer 1/4"	16 pcs
D		Flat Washer 1/4" x 16mm	16 pcs
E		Allen Key 4mm	1 pc

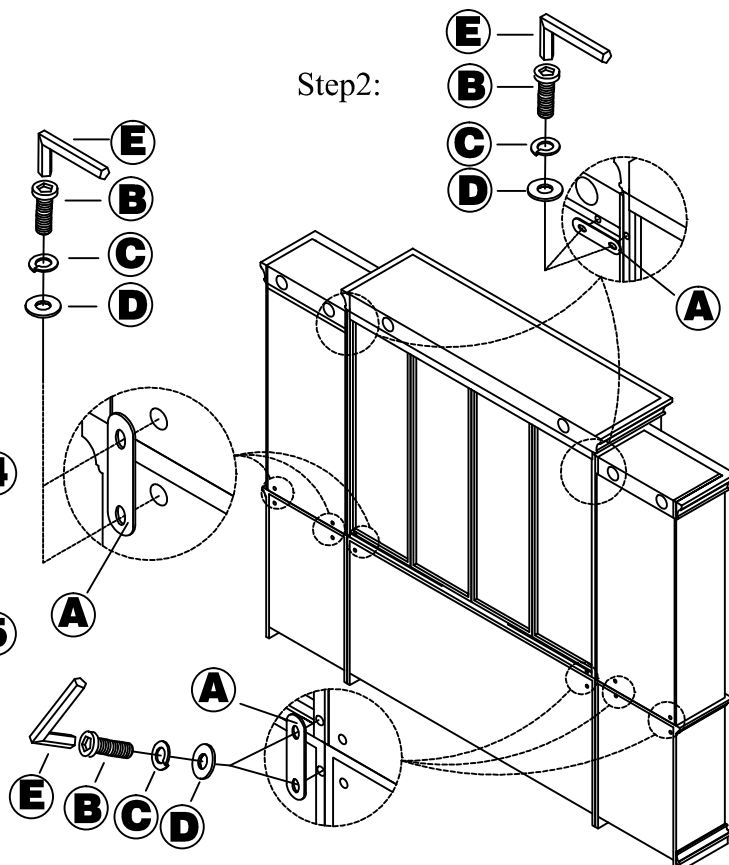
PARTS LIST

NO.	SKETCH	PART	QTY
①		Left Pier Top	1 pc
②		Left Pier Base	1 pc
③		Entertainment Hutch	1 pc
④		Right Pier Top	1 pc
⑤		Right Pier Base	1 pc
⑥		TV Stand	1 pc

Step1:



Step2:



NOTE: DO NOT TIGHTEN ALL THE BOLTS UNTIL THEY ARE INSTALLED IN CORRESPONDING HOLES!