

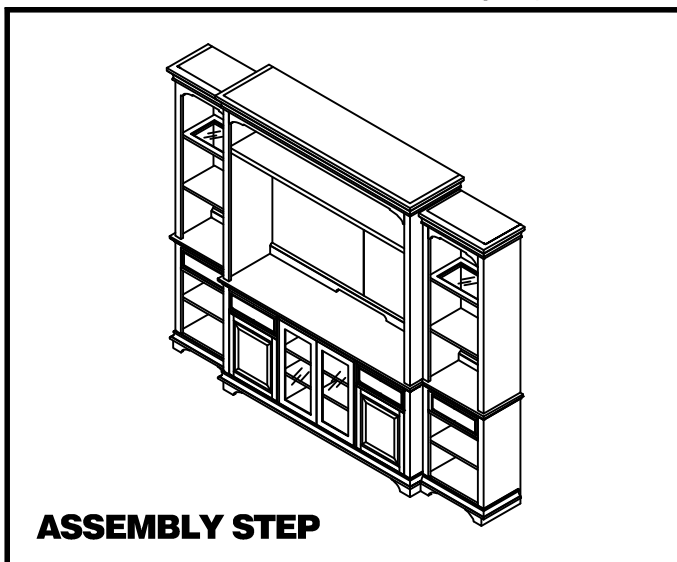
### ITEM #

**498-EC69**  
**498-EL00**  
**498-ER00**  
**498-TV68**






### DESCRIPTION

**Entertainment Hutch**  
**Left Pier Unit**  
**Right Pier Unit**  
**Entertainment TV Stand**







Thank you for purchasing this quality product. Be sure to check all packing material carefully for small parts which may have come loose inside the carton during shipment. Identify and count all parts and compare with the parts list below:



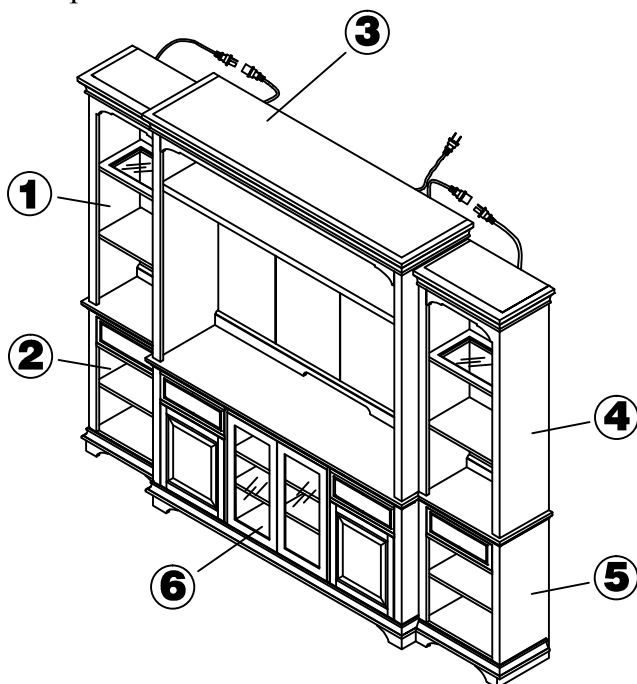
### HARDWARE LIST

NO.	SKETCH	HARDWARE	QTY
A		Mending Plate	3 pcs
B		Bolt 1/4" x 3/4"	6 pcs
C		Spring Washer 1/4"	6 pcs
D		Flat Washer 1/4" x 16mm	6 pcs
E		Allen Key 4mm	1 pc

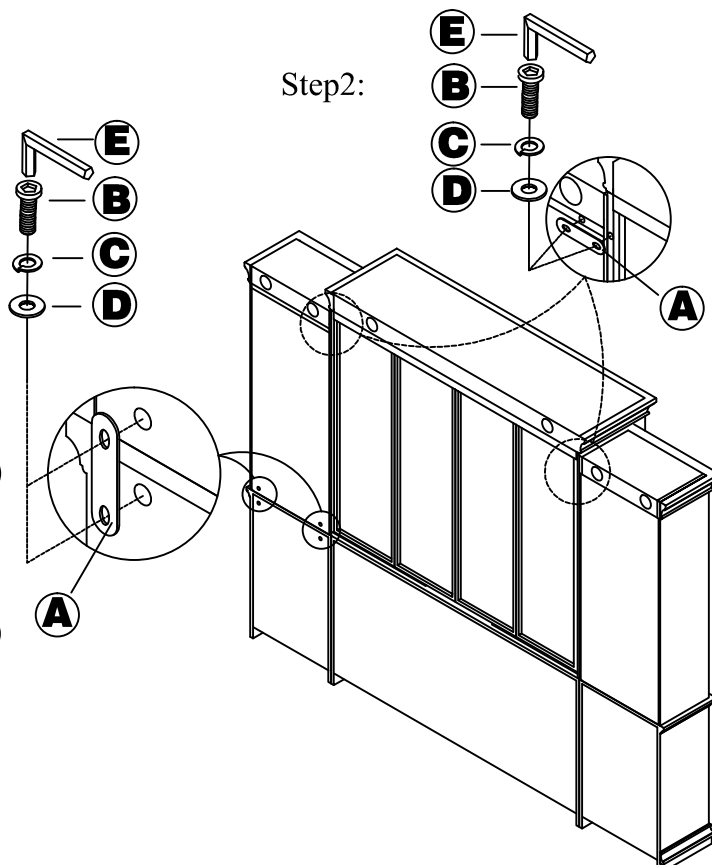
### PARTS LIST

NO.	SKETCH	PART	QTY
①		Left Pier Top	1 pc
②		Left Pier Base	1 pc
③		Entertainment Hutch	1 pc
④		Right Pier Top	1 pc
⑤		Right Pier Base	1 pc
⑥		TV Console	1 pc

Step1:



Step2:



**NOTE: DO NOT TIGHTEN ALL THE BOLTS UNTIL THEY ARE INSTALLED IN CORRESPONDING HOLES!**