



Liberty Furniture
INDUSTRIES, INC.

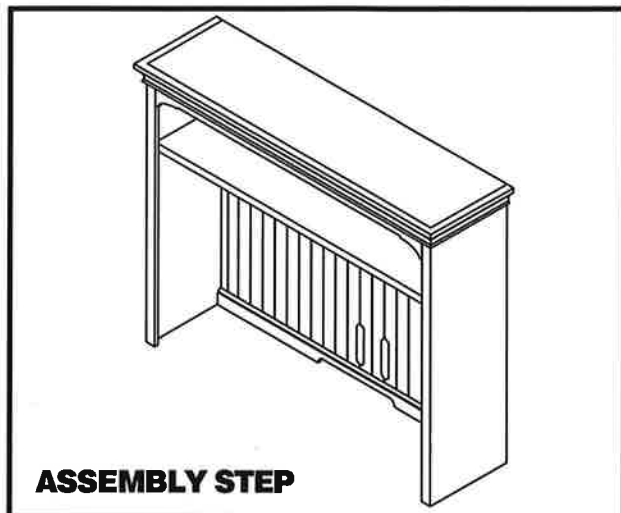
LIBERTY FURNITURE

ASSEMBLY INSTRUCTION

ITEM # 498-EC69

DESCRIPTION Entertainment Hutch

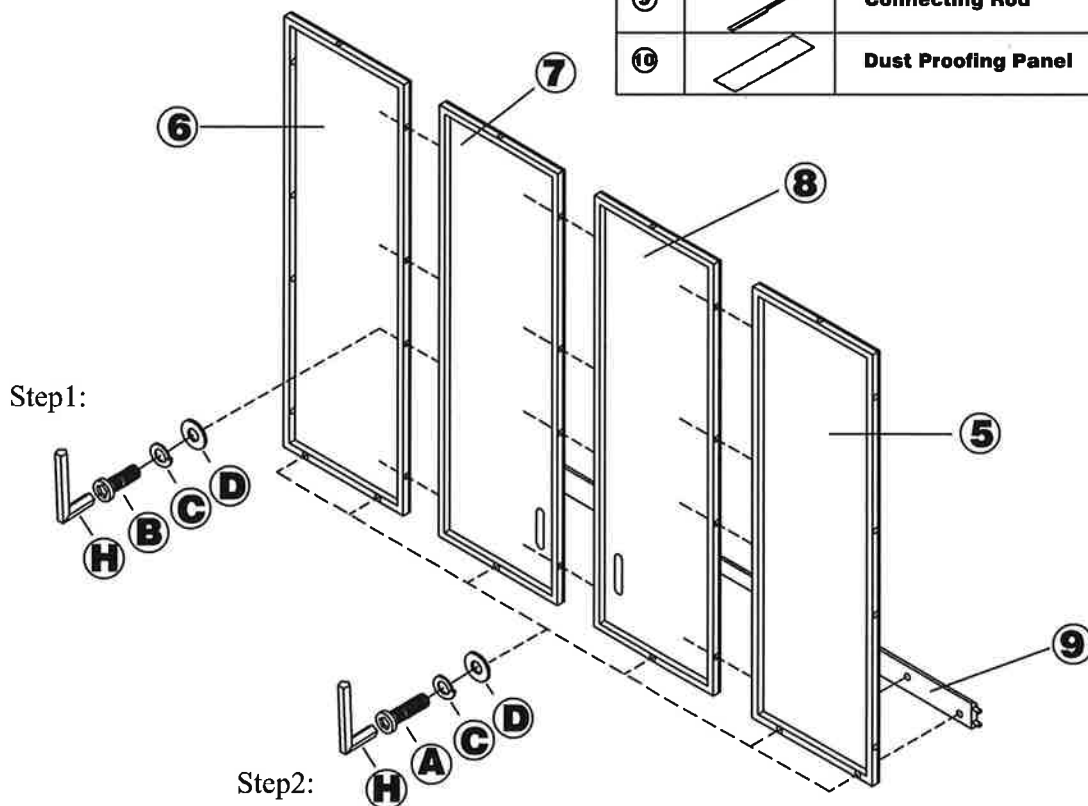
Thank you for purchasing this quality product. Be sure to check all packing material carefully for small parts which may have come loose inside the carton during shipment. Identify and count all parts and compare with the parts list below:



ASSEMBLY STEP

PARTS LIST

NO.	SKETCH	PART	QTY
①		Top	1 pc
②		Left Side Panel	1 pc
③		Right Side Panel	1 pc
④		Shelf	1 pc
⑤		Left Back Panel	1 pc
⑥		Right Back Panel	1 pc
⑦		Middle Right Back Panel	1 pc
⑧		Middle Left Back Panel	1 pc
⑨		Connecting Rod	1 pc
⑩		Dust Proofing Panel	1 pc





Liberty Furniture
INDUSTRIES, INC.

LIBERTY FURNITURE

ASSEMBLY INSTRUCTION

ITEM # 498-EC69

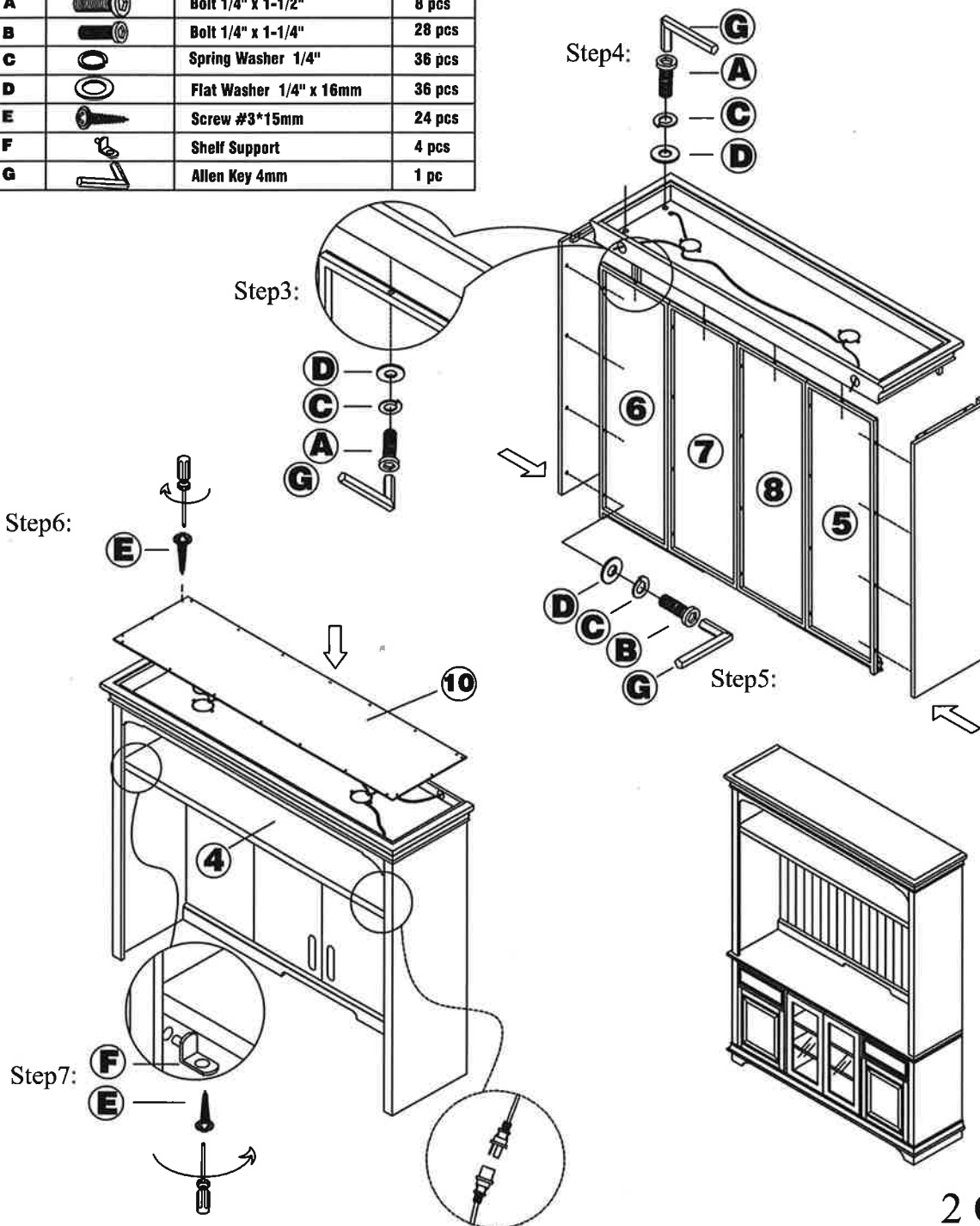
DESCRIPTION Entertainment Hutch

Thank you for purchasing this quality product. Be sure to check all packing material carefully for small parts which may have come loose inside the carton during shipment. Identify and count all parts and compare with the parts list below:

HARDWARE LIST

NO.	SKETCH	HARDWARE	Q'TY
A		Bolt 1/4" x 1-1/2"	8 pcs
B		Bolt 1/4" x 1-1/4"	28 pcs
C		Spring Washer 1/4"	36 pcs
D		Flat Washer 1/4" x 16mm	36 pcs
E		Screw #3*15mm	24 pcs
F		Shelf Support	4 pcs
G		Allen Key 4mm	1 pc

Step6:



2 OF 2

NOTE: DO NOT TIGHTEN ALL THE BOLTS UNTIL THEY ARE INSTALLED IN CORRESPONDING HOLES!