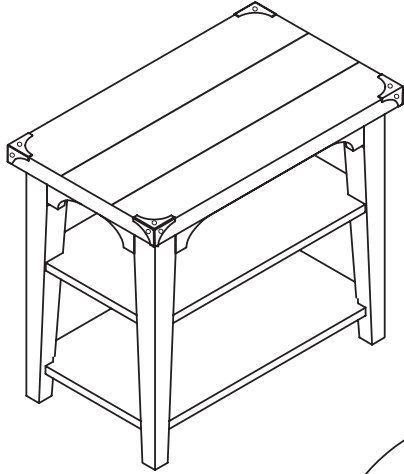








# ASSEMBLY INSTRUCTION

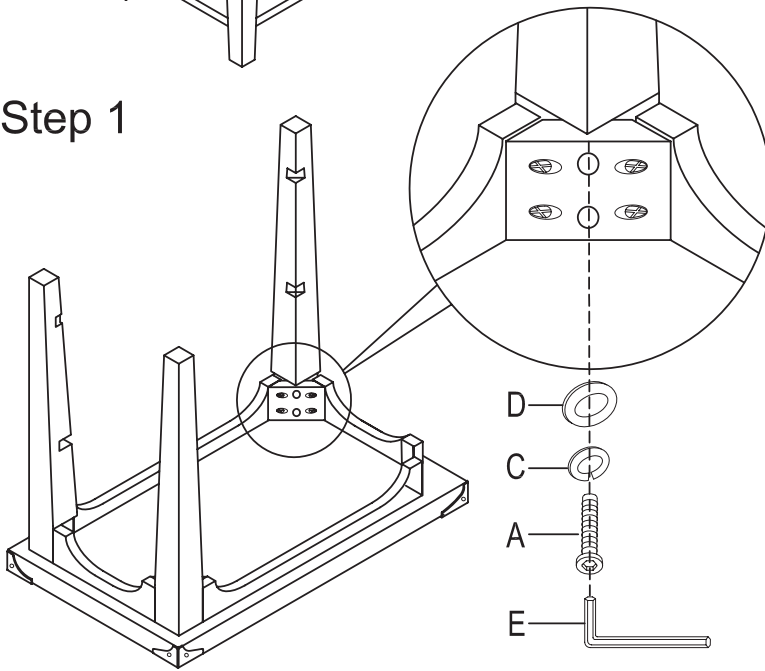
316-OT1021 Chairside Table

Thank you for purchasing this quality product. Be sure to check all packing material carefully for small parts which may have come loose inside the carton during shipment. Identify, count all parts and compare with the parts list below:

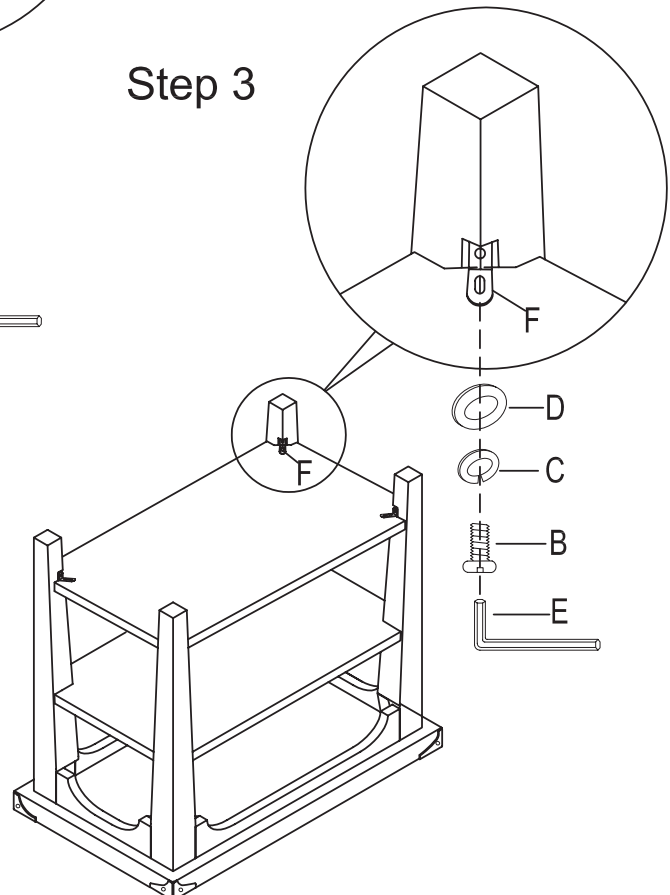


No.	Hardware			Q'ty
A		Bolt	Ø1/4" X 1-7/8"	8 Pcs
B		Bolt	Ø1/4" X 1/2"	8 Pcs
C		Spring Washer	Ø1/4" X 11mm	16 Pcs
D		Flat Washer	Ø1/4" X 16mm	16 Pcs
E		Allen Wrench	Ø4mm	1 Pc
F		Bracket		4 Pcs

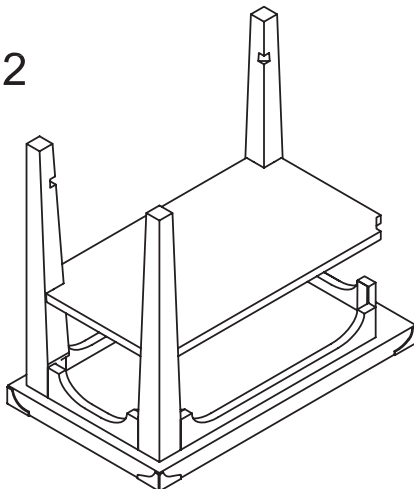
## Step 1



## Step 3



## Step 2



Cleaning Instructions: Clean the goods surface with furniture polish and a soft cloth.