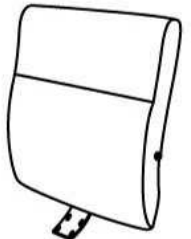


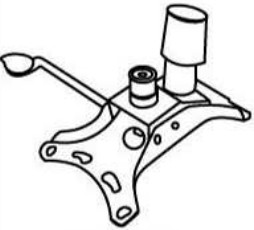
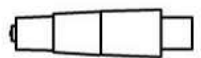







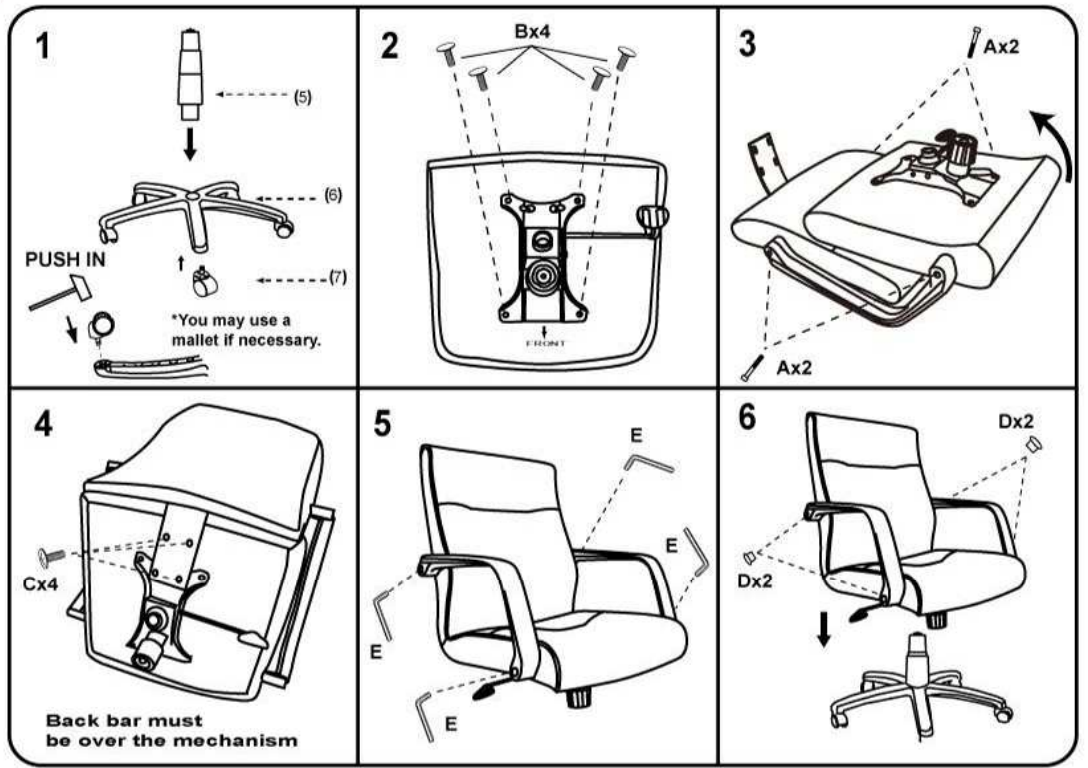


**Please unscrew all hardware from cushion before assembly.**  
**Por favor de destornillar todos los tornillos del cojín antes de ensamblar la silla.**

**B686**

(1)X1  Back	(2)X1  Seat	(3)X1 (L)X1 (R)  Right & Left Arm
(4)X1  Mechanism	(5)X1  Gas Lift W/ Cover	(6)X1  Nylon Base
(7)X5  Casters	<p>(A)x4  <b>Arm Screw</b></p> <p>(B)x4  <b>Mechanism Screw</b></p> <p>(C)x4  <b>L-Bar Screw</b></p> <p>(D)x4  <b>Arm Cap</b></p> <p>(E)x1  <b>Allen Key</b></p>	



**Note: Please tighten all arm screws using allen key before step 6**

Insert and loosely tighten all screws. When assembly is completed, fully tighten all screws before using. This chair is only intended for sitting. Any other use will void the warranty.

