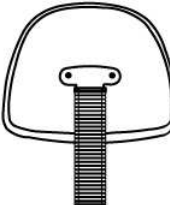
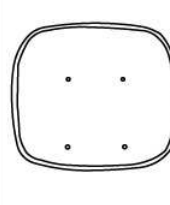
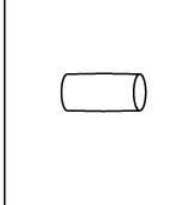
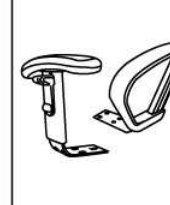
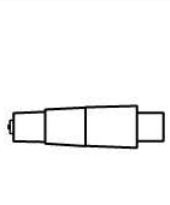

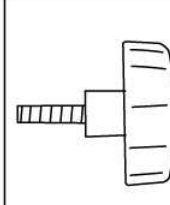
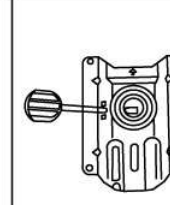
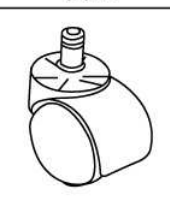
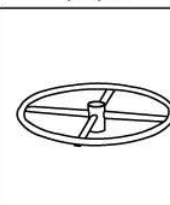
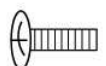
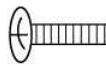
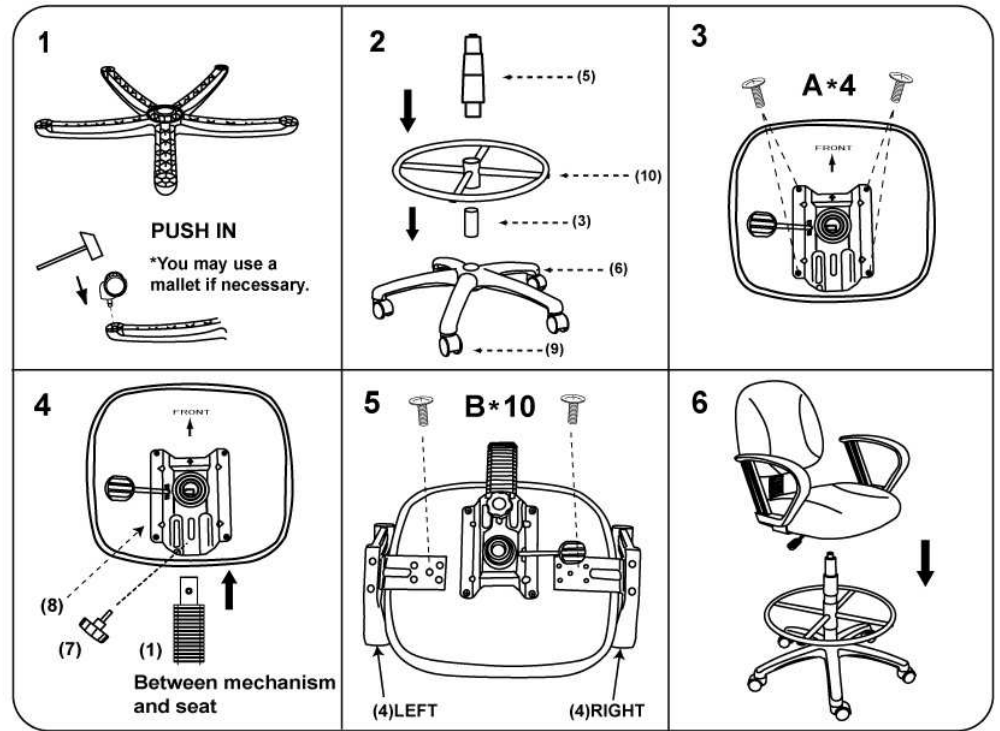


Please unscrew all hardware from cushion before assembly.
Por favor de destornillar todos los tornillos del cojín antes de ensamblar la silla.

MODEL: 1615

(1)x1  BACK	(2)x1  SEAT	(3)x1  TU009-EXT	(4)X1(L)X1(R)  1616 / 1617 Arms
(5)x1  Gas Lift	(6)x1  Base	(7)x1  Knob	(8)X1  Mechanism
(9)X5  Casters	(10)X1  TU009	<p>Insert and loosely tighten all screws. When assembly is completed, fully tighten all screws before using. This chair is only intended for sitting. Any other use will void the warranty.</p>	
(A)*4  M8*22 Mechanism Screws	(B)*10  M6*25 Arm Screws		



Customer Service Hotline: 1-800-593-1888
For further assembly instructions,
please visit our website at www.bosschair.com