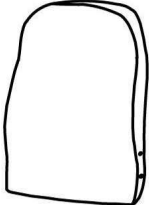


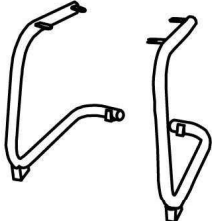



**Please unscrew all hardware from cushion before assembly.**  
**Por favor de destornillar todos los tornillos del cojín antes de ensamblar la silla.**

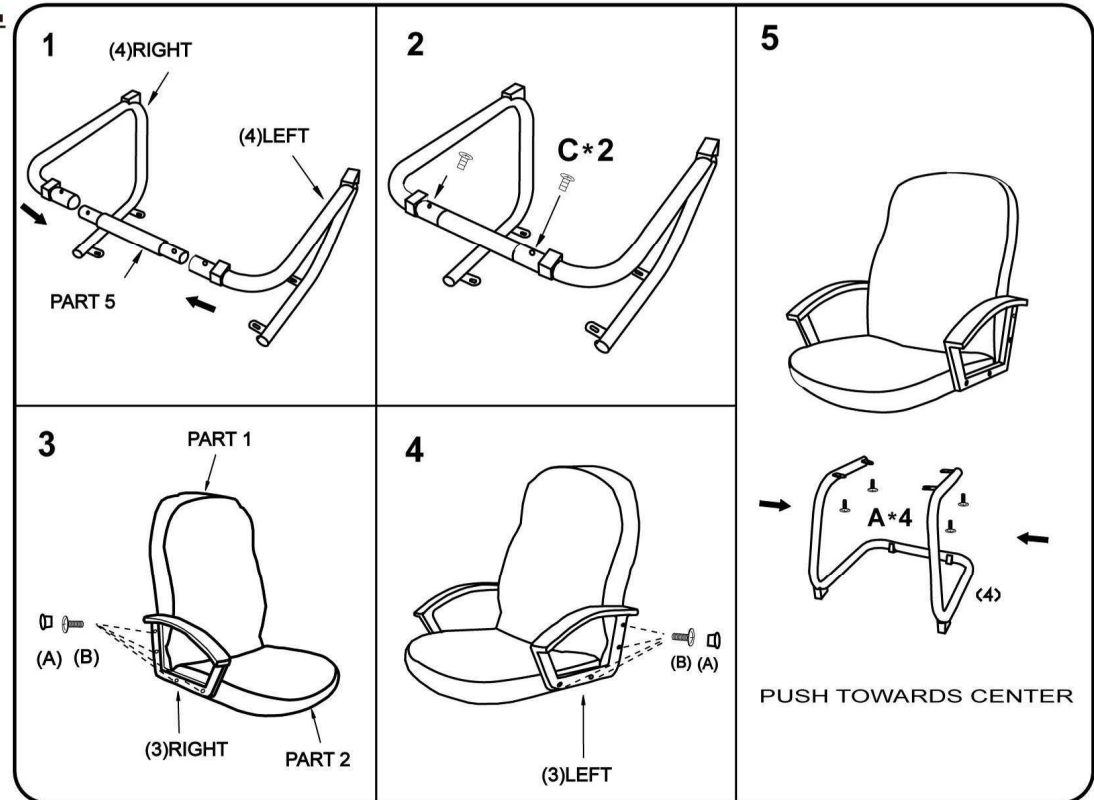
**MODEL: B7909**

(1)x1	(2)x1	(3)x1 (L)x1 (R)
 Back	 Seat	 Right & Left Arm
(4)x 1	(5)x1	
 Sled Base	 Connecting Bar	

(A)\*12  **M6\*18** ARM SCREW

(B)\*8  ARM CAP

(C)\*2  **M6\*8** CONNECTING BAR SCREW



**Insert and loosely tighten all screws. When assembly is completed, fully tighten all screws before using. This chair is only intended for sitting. Any other use will void the warranty.**

